

BY E-MAIL

Secretary of State for Energy Security and Net
Zero
Energy and Infrastructure Planning
1 Victoria Street
London
SW1H 0ET

**For the Attention of:
Energy Infrastructure Planning Team**

4 January 2024

Dear Energy and Infrastructure Planning Team

**REGULATION 4 OF THE INFRASTRUCTURE PLANNING (CHANGES TO, AND
REVOCATION OF, DEVELOPMENT CONSENT ORDERS) REGULATIONS 2011 (“THE 2011
REGULATIONS”)**

**APPLICATION TO MAKE A NON-MATERIAL CHANGE TO HORNSEA THREE OFFSHORE
WIND FARM ORDER 2020 (S.I. 2020/1656) AS CORRECTED (S.I. 2021/599) AND AMENDED
(S.I. 2023/459)**

1. Introduction and Background

- 1.1 Orsted Hornsea Project Three (UK) Limited (“**Orsted**”) (company number 08584210) of registered office 5 Howick Place, London, England, SW1P 1WG is the undertaker with the benefit of the Hornsea Three Offshore Wind Farm Order 2020, which was granted by the Secretary of State for Energy Security and Net Zero on 31 December 2020 (S.I. 2020 No. 1656) (the “**Original Order**”) as corrected by the Hornsea Three Offshore Wind Farm (Correction) Order 2021 (S.I. 2021 No. 599) following an application made by Orsted.
- 1.2 The Original Order includes provision authorising the acquisition for the purpose of the construction, operation, maintenance and decommissioning of the Hornsea Project Three offshore wind farm together with associated offshore and onshore infrastructure and all associated development (“**Hornsea Three**”), on land within the former Hornsea Zone in the North Sea approximately 121 kilometres to the northeast of the north Norfolk coast and approximately 10 kilometres west of the median line between UK and Netherland waters covering an area of approximately 696 square kilometres. Hornsea Three comprises the following elements: up to 231 wind turbines; up to three offshore accommodation platforms; up to twelve offshore transformer substations; up to six subsea offshore High Voltage Alternating Current (“**HVAC**”) booster stations; up to four surface offshore HVAC booster stations; subsea inter-array electrical circuits; a marine connection to shore; a foreshore connection and an onshore connection (comprising up to six export cable circuits and other associated infrastructure) to an onshore substation (which could also include an onshore HVAC booster station sited along the route); and the connection from there to National Grid’s existing Norwich Main substation.

Pinsent Masons LLP

30 Crown Place London EC2A 4ES United Kingdom

T +44 (0)20 7418 7000 F +44 (0)20 7418 7050 DX 157620 Broadgate



- 1.3 The Original Order required Orsted to construct four artificial nesting structures (“**ANS**”) for kittiwake along the English east coast, as a compensation measure for the potential impacts of Hornsea Three. Paragraph 3(c) of Part 1 of Schedule 14 of the Original Order required four structures to be in place four full breeding seasons before Hornsea Three becomes operational.
- 1.4 On 12 January 2023, Orsted made an application for a non-material change (“**NMC1**”) to the Original Order, the focus of which was to shorten the length of time the ANS need to be in place before operation, to allow time for necessary rights for the construction of the ANS to be obtained without impacting the programme for the operation of Hornsea Three and its provision of renewable energy to the National Grid.
- 1.5 On 17 April 2023, the Secretary of State made the Hornsea Three Offshore Wind Farm (Amendment) Order 2023 (S.I. 2023 No. 459) (the “**Amended Order**”), granting NMC1 and reducing the time period the ANS need to be in place before operation of Hornsea Three.
- 1.6 Since the making of the Amended Order, three of the four required ANS have been constructed. Construction of the fourth ANS has not yet commenced.
- 1.7 Orsted proposes a second non-material change to the Amended Order, which seeks to remove the length of time the fourth ANS needs to be in place before operation. This non-material change is required to allow time for necessary rights for the construction of the fourth ANS to be obtained without impacting the programme for the operation of Hornsea Three and to meet the urgent need for decarbonisation and security of supply (“**NMC2**”). Three of the four ANS have already been implemented, and the drafting has been updated to reflect this, to allow for three full breeding seasons for three of the structures.
- 1.8 Preliminary discussions on NMC2 have taken place between Orsted and Natural England (“**NE**”), with NE expressing in principle support for NMC2 at the Offshore Ornithological Engagement Group (“**OOEG**”) Steering Group meeting held on 10 October 2023, with the Royal Society for the Protection of Birds seeking clarity on the drafting which Orsted has sought to reflect in the wording at paragraph 3.1 of Appendix 1 to this letter.
- 1.9 As a result of the above, some further minor consequential changes are required to the Amended Order. These changes are needed to ensure that the appropriate and agreed kittiwake compensation measures are reflected in the Amended Order, in order that construction and implementation of the Amended Order is in accordance with its conditions. In addition, the further proposed changes will, as was the case for NMC1, not give rise to any materially new or materially different environmental effects from those considered in the Secretary of State’s Habitats Regulation Assessment (“**HRA**”) as part of the original application for the Original Order. Orsted has produced a new Environmental and HRA report in support of this statement, the conclusions of which are summarised at paragraph 3.3 of the non-material change application at Appendix 1 of this letter and which is appended in full at Appendix 2.

2. **Supporting documentation**

- 2.1 Orsted is applying to the Secretary of State pursuant to section 153 and paragraph 2 of Schedule 6 to the Planning Act 2008 to make changes to the Order that are not material. This application is subject to the Infrastructure Planning (Changes to, and Revocation of, Development Consent Orders) Regulations 2011. As such, the following documents are included to support the application for a non-material change:

- (a) Non-material change application (included as the first Appendix to this letter);



- (b) Environmental and HRA report (included as the second Appendix to this letter);
- (c) Hornsea Three Artificial Nesting Structures: Growth Scenarios report (Niras 2024) (included as the third Appendix to this letter);
- (d) Regulation 6 Notice;
- (e) Draft amendment Order (Word and PDF version); and
- (f) Email confirming successful validation of the draft amendment Order.

2.2 Please do contact Amy Stirling (Amy.Stirling@pinsentmasons.com) or Alex Tresadern (Alex.Tresadern@pinsentmasons.com) should you have any further questions.

Yours sincerely

Pinsent Masons LLP
(This letter has been sent electronically and so is unsigned)



APPENDIX 1

NON-MATERIAL CHANGE APPLICATION REPORT

1. INTRODUCTION

- 1.1 Orsted Hornsea Project Three (UK) Limited ("**Orsted**") (company number 08584210) of registered 5 Howick Place, London, England, SW1P 1WG is the undertaker with the benefit of the Hornsea Three Offshore Wind Farm Order 2020, which was granted by the Secretary of State for Energy Security and Net Zero ("**DESNZ**") on 31 December 2020 (S.I. 2020 No. 1656) (the "**Original Order**") as corrected by the Hornsea Three Offshore Wind Farm (Correction) Order 2021 (S.I. 2021 No. 599) following an application made by Orsted.
- 1.2 The Original Order includes provision authorising the acquisition for the purpose of the construction, operation, maintenance and decommissioning of the Hornsea Project Three offshore wind farm together with associated offshore and onshore infrastructure and all associated development ("**Hornsea Three**"), on land within the former Hornsea Zone in the North Sea approximately 121 kilometres to the northeast of the north Norfolk coast and approximately 10 kilometres west of the median line between UK and Netherland waters covering an area of approximately 696 square kilometres. Hornsea Three comprises the following elements: up to 231 wind turbines; up to three offshore accommodation platforms; up to twelve offshore transformer substations; up to six subsea offshore High Voltage Alternating Current ("**HVAC**") booster stations; up to four surface offshore HVAC booster stations; subsea inter-array electrical circuits; a marine connection to shore; a foreshore connection and an onshore connection (comprising up to six export cable circuits and other associated infrastructure) to an onshore substation (which could also include an onshore HVAC booster station sited along the route); and the connection from there to National Grid's existing Norwich Main substation.
- 1.3 The Original Order required Orsted to construct four artificial nesting structures ("**ANS**") for kittiwake along the English east coast, as a compensation measure for the potential impacts of Hornsea Three. Paragraph 3(c) of Part 1 of Schedule 14 of the Original Order required four structures to be in place four full breeding seasons before Hornsea Three becomes operational.
- 1.4 On 12 January 2023, Orsted made an application for a non-material change ("**NMC1**") to the Original Order, the focus of which was to shorten the length of time the ANS need to be in place before operation, to allow time for necessary rights for the construction of the ANS to be obtained without impacting the programme for the operation of Hornsea Three and its provision of renewable energy to the National Grid.
- 1.5 On 17 April 2023, the Secretary of State made the Hornsea Three Offshore Wind Farm (Amendment Order) 2023 (S.I. 2023 No. 459) (the "**Amended Order**"), granting NMC1 and reducing the time period the ANS need to be in place before operation of Hornsea Three.
- 1.6 Since the making of the Amended Order, three of the four required ANS have been constructed. Construction of the fourth ANS has not yet commenced.
- 1.7 Orsted therefore proposes a second non-material change to the Amended Order, which seeks to remove the length of time the fourth ANS needs to be in place before operation. This non-material change is required to allow time for necessary rights for the construction of the fourth ANS to be obtained without impacting the programme for the operation of Hornsea Three and to meet the urgent need for decarbonisation and security of supply ("**NMC2**"). Three of the four ANS have already been implemented, and the drafting has been updated to reflect this, to allow for three full breeding seasons for three of the structures.



- 1.8 Preliminary discussions on NMC2 have taken place between Orsted and Natural England (“NE”), with NE expressing in principle support for NMC2 at the Offshore Ornithological Engagement Group (“**O O E G**”) Steering Group meeting held on 10 October 2023, with the Royal Society for the Protection of Birds (“**R S P B**”) seeking clarity on the drafting which Orsted has sought to reflect in the wording at paragraph 3.1 of Appendix 1 to this letter. The changes are needed to ensure that the appropriate and agreed kittiwake compensation measures are reflected in the Amended Order, in order that construction and implementation of the Amended Order is in accordance with its conditions. The changes required comprise changes to paragraphs 3(c) and 4 of Part 1 of Schedule 14 of the Amended Order, as set out at section 3 below.
- 1.9 The Applicant remains committed to delivering the most ecologically suitable ANS for the purposes of its habitats compensation. To achieve this aim, the Applicant requires flexibility in timing of delivery of the final ANS to avoid unnecessarily delaying the provision of renewable energy from Hornsea Three.
- 1.10 The Applicant has made great strides towards delivering the required kittiwake compensation, with three of the four required ANS already having been constructed.
- 1.11 The Applicant is seeking the amendments proposed in this non-material change application to provide necessary contingency in the Hornsea Three programme to deliver the final ANS.
- 1.12 Orsted hereby applies to the Secretary of State pursuant to section 153 and paragraph 2 of Schedule 6 of the 2008 Act to make changes to the Amended Order that are not material (referred to hereafter as a “**Non-Material Change (NMC) Application**”). The NMC Application is subject to the Infrastructure Planning (Changes to, and Revocation of, Development Consent Orders) Regulations 2011, as amended (the “**2011 Regulations**”). This NMC Application has been prepared with reference to the Department of Communities and Local Government document ‘Guidance on Changes to Development Consent Orders’ (December 2015).
- 1.13 This document sets out the proposed non-material change to the Amended Order sought by Orsted and the rationale for doing so and details of the consultation process undertaken. It also sets out why the changes sought in the NMC Application will not result in any materially new or materially different environmental effects, given that the changes proposed are technical and would not result in any development beyond that already consented through the Amended Order, which has already been subject to Environmental Impact Assessment.

2. **CONSULTATION PROCESS**

Background

- 2.1 Under the 2011 Regulations, on making an NMC Application the applicant must notify and consult those persons specified in the Regulations, this being all those who were notified (in accordance with section 56 of the Planning Act 2008) when the application for the original development consent order was accepted by the Secretary of State, as well as any other person who may be directly affected by the changes proposed in the application.
- 2.2 Regulation 7(3) of the 2011 Regulations also provides that an applicant need not consult a person or authority specified in the Regulations if they have the written consent of the Secretary of State not to do so.
- 2.3 A letter of 20 October 2023 from Pinsent Masons to the Department requested written consent from the Secretary of State under regulation 7(3) of the 2011 Regulations that only those bodies consulted on NMC1, being the Marine Management Organisation,



NE, the RSPB, The Crown Estate, the Joint Nature Conservation Committee, the Norfolk Wildlife Trust, the Wildlife Trusts and the Norfolk Farming and Wildlife Advisory Group (together, the “**Consultees**”) should be consulted on the non-material change application, given the nature of the change is substantially the same as NMC1, and in light of the Secretary of State’s agreement to the Consultees for NMC1 in his letter of 21 December 2022.

- 2.4 On 29 November 2023, the Secretary of State confirmed that the consultee list should include the Consultees only.
- 2.5 The Secretary of State agreed that all other parties need not be consulted as they are not directly affected by the NMC Application, either because the changes proposed will not affect their interests or because their interests relate to a different part of the scheme.
- 2.6 Accordingly, the Secretary of State gave written consent, under regulation 7(3) of the 2011 Regulations, that only the Consultees need be consulted on the NMC Application. No other parties who may be directly affected by the changes proposed in the NMC Application have been identified.

Overview

- 2.7 Regulations 6 and 7 of the 2011 Regulations set out the process for publicising and consulting respectively on an NMC Application. Pursuant to Regulation 7A of the 2011 Regulations, Orsted will submit a separate Consultation and Publicity Statement confirming its compliance with Regulations 6 and 7A of the 2011 Regulations.
- 2.8 In summary, the following has, or is being, undertaken by Orsted to comply with Regulations 6 and 7:
 - 2.8.1 Orsted is publicising the NMC Application by publishing a notice in each of the Eastern Daily Press, the Norwich Evening News, the North Norfolk News, the Lloyd’s List and the Fishing News for two successive weeks. The notice will be published for the first time on 4th January 2024 when the NMC Application is made to the Secretary of State. A copy of the notices will be included in the Consultation and Publicity Statement;
 - 2.8.2 the project email address HornseaProjectThree@planninginspectorate.gov.uk has been included in the notice publicising the NMC Application so that members of the public can make a formal response to PINS in relation to the NMC Application; and
 - 2.8.3 following receipt of notice from the Secretary of State pursuant to Regulation 7(3) on 29 November 2023, the list of consultees contacted regarding the NMC Application will be the Consultees defined above.
- 2.9 The NMC Application will be available to view on the project website at:
<https://hornseaproject3.co.uk/>
and also on PINS’ website at:
<https://infrastructure.planninginspectorate.gov.uk/projects/eastern/hornsea-project-three-offshore-wind-farm/?ipcsection=docs>
- 2.10 Hard copies of the NMC Application can be requested by contacting Orsted at HornseaProjectThree@orsted.com or on: +447826663963 Each hard copy is available at the cost of £20 per copy.



2.11 Consultees are invited to provide comments on the NMC Application until the closing date for consultation which is no less than 28 days following the date when the notice is last published.

3. PROPOSED NON-MATERIAL CHANGE TO THE ORDER

3.1 The Amended Order consists of 45 articles and 14 Schedules. This NMC Application proposes changes only to paragraphs 3(c) and 4 of Part 1 of Schedule 14. The content of these changes is set out in the table below.

Table 1 - Proposed changes to the Order

Article of the Order	Proposed change
Schedule 14, Part 1, paragraph 3(c)	Delete the existing paragraph and insert the following new text as a new paragraph: <i>“an implementation timetable for delivery of four artificial nest structures that ensures all necessary compensation measures are in place to allow three full kittiwake breeding seasons in respect of three artificial nest structures prior to the operation of any turbine forming part of the authorised development, and for the fourth artificial nest structure to be delivered prior to final commissioning of the authorised development.”</i>
Schedule 14, Part 1, paragraph 4	Delete the existing paragraph and insert the following new text as a new paragraph: <i>“The undertaker must implement the measures as set out in the KIMP approved by the Secretary of State and no operation of any turbine forming part of the authorised development may be commenced until three full breeding seasons have elapsed from the implementation of three of the artificial nest structures and no final commissioning of the authorised development must take place until the fourth artificial nest structure has been implemented. For the purposes of this paragraph each breeding season is assumed to have commenced on 1 March in each year and ended on 30 September.”</i>

3.2 The changes to the Amended Order proposed are required to ensure that the appropriate and agreed kittiwake compensation measures are reflected in the Amended Order, so that construction and implementation of the Amended Order is in accordance with its conditions.

3.3 Orsted has produced a new Environmental and HRA report, which is appended in full at Appendix 2, in order to confirm that the proposed changes will not give rise to any materially new or materially different environmental effects from those considered in the Secretary of State’s Habitats Regulation Assessment (“HRA”) as part of the original application for the Original Order. The Environmental and HRA report is accompanied by a technical report (Growth Scenarios (NIRAS 2024) summarising the Applicant’s existing understanding on the likely growth rate of new colonies. In summary, the conclusions of these reports are as follows:

3.3.1 the proposed delay to the availability of the fourth ANS (or any subsequent colonisation by the kittiwake) will have no consequence on the effectiveness of the proposed compensation measure with respect to the Flamborough and



Filey Coast Special Protection Area (“**FFC SPA**”) population (or wider North Sea population) or coherence of the network for kittiwake;

- 3.3.2 a delay in installation of the fourth ANS would simply result in an equivalent delay of in the time for compensation to exceed mortality i.e. pay back of the mortality debt. As the planned compensation measures will be in place over the long-term (35+ years), any such delay would have a de minimis impact on the overall success of these measures;
- 3.3.3 the proposed removal of the number of breeding seasons does not affect the overall ecological validity of the compensation measure and does not have the potential to alter the conclusions of the HRA, including from an offshore ornithology perspective; and
- 3.3.4 the proposed removal of the timescale the fourth ANS is in place prior to the operation of Hornsea Three turbines will not conflict with the objective of compensation as set out by the SoS in the HRA i.e. the potential of structures to deliver 73 adult kittiwakes into the FFC SPA population per year.

4. **SUMMARY AND CONCLUSIONS**

- 4.1 Orsted is proposing to change the Amended Order so that the appropriate and agreed kittiwake compensation measures are reflected in paragraphs 3(c) and 4 of Part 1 of Schedule 14 of the Amended Order.
- 4.2 No change to the other provisions in the Amended Order, physical development or other controls regulating the construction, operation, maintenance or decommissioning of the authorised development are proposed.
- 4.3 The proposed changes would not require additional compulsory acquisition of land, nor would they have new or different effects on local residents or businesses or any additional implications in respect of habitats regulation assessment. They are simply required to ensure that the appropriate and agreed kittiwake compensation measures are reflected in the Amended Order, in order that construction and implementation is in accordance with its conditions.
- 4.4 Given the information presented in this document, as summarised above, it is considered that the proposed changes are non-material changes for the purposes of the Infrastructure Planning (Changes to, and Revocation of, Development Consent Orders) Regulations 2011. Accordingly, Orsted submits that the proposed changes as outlined in section 3 of this document can be granted consent by the Secretary of State as non-material changes.



APPENDIX 2
ENVIRONMENTAL AND HRA REPORT



Hornsea Three Environmental and HRA Report

in support of application for a non-material change to the Hornsea Three Development Consent Order

Document Control

Document Properties	
Author	Liz Morgan and Robin Ward (NIRAS)
Checked by	Eleni Antoniou (Orsted)
Approved by	Karma Leyland (Orsted)
Title	Hornsea Three Environmental and HRA Report in support of application for a non-material change to the Hornsea Three Development Consent Order
Reference Number	08368239_A

Version History

Date	Version	Status	Description / Changes
08/12/2022	1	Final	Final as submitted for consultation for the first non-material change application.
26/09/2023	2	Draft	Submitted for OOEG review.
02/01/2024	3	Final	Final as submitted for consultation for the second non-material change application.

Table of Contents

- 1 Introduction..... 5
- 2 Hornsea Three HRA..... 6
 - 2.2 Required compensation 6
 - 2.3 Timescales..... 6
- 3 Implications on HRA conclusions 8
 - 3.1 Introduction..... 8
 - 3.2 Growth Rate Scenarios 9
 - 3.2.2 Potential impact of a delay on SPA populations and network coherence 9
 - 3.3 Appraisal of implications of a change to the number of breeding seasons on the conclusions of the SoS’s HRA 9
- 4 Summary of Points of agreement from the OOEG 10
 - 4.2 Number of structures..... 11
- 5 Implications on the conclusions of the offshore ornithology section of the EIA..... 12
- 6 Conclusions 12
- 7 References..... 13

List of Tables

- Table 2.1 Extracts from BEIS Hornsea Project Three Habitats Regulation Assessment And Marine Conservation Zone Assessment December 2020 7

List of Figures

- Figure 1.1 Proposed amendments to Part 1 of Schedule 14 of the Hornsea Three DCO. 6

Acronyms

Acronym	Definition
ANS	Artificial nesting structure
DCO	Development Consent Order
FFC SPA	Flamborough and Filey Coast Special Protection Area
HRA	Habitats Regulation Assessment
KCP	Kittiwake Compensation Plan
KIMP	Kittiwake Implementation and Monitoring Plan
MMO	Marine Management Organisation
NE	Natural England
NMC	Non-Material Change
OOEG	Offshore Ornithology Engagement Group
RSPB	The Royal Society for the Protection of Birds
SoS	Secretary of State
SNCB	Statutory Nature Conservation Body

1 Introduction

- 1.1.1.1 Orsted Hornsea Project Three (UK) Limited (hereafter 'Orsted') have constructed three artificial nesting structures (ANS) for kittiwake off the coastline off East Suffolk and intend to construct one further ANS on the North East English coastline, as a compensation measure for the potential impacts of the Hornsea Project Three Offshore Windfarm (hereafter 'Hornsea Three'). On 31 December 2020, the Secretary of State made the Hornsea Three Offshore Wind Farm Order 2020 (the "Original Order"). Paragraph 3(c) of Part 1 of Schedule 14 of the Original Order required four ANS to be in place four full breeding seasons before Hornsea Three becomes operational. The Original Order required Orsted to construct four ANS.
- 1.1.1.2 On 12 January 2023, Orsted made an application for a non-material change ("NMC1") to the Original Order, the focus of which was to shorten the length of time the ANS need to be in place before operation, to allow time for necessary rights for the construction of the ANS to be obtained without impacting the programme for the operation of Hornsea Three and its provision of renewable energy to the National Grid. On 17 April 2023, the Secretary of State granted NMC1 and made the Hornsea Three Offshore Wind Farm Amendment Order 2023 (the "Amended Order"). This reduced the time period the ANS need to be in place before operation of Hornsea Three from four breeding seasons for all four ANS to three breeding seasons for two ANS and two breeding seasons for the other two ANS.
- 1.1.1.3 Since the making of the Amended Order, three of the four required ANS have been constructed. Construction of the fourth ANS has not yet commenced, and therefore, Orsted proposes a further non-material change to the Amended Order, which seeks to remove the length of time the remaining ANS needs to be in place before operation. It seeks a change to the time period the ANS need to be in place from three full breeding seasons for two ANS and two full breeding seasons for the other two ANS, to three full breeding seasons for three ANS and for the fourth ANS to be delivered prior to final commissioning. This non-material change is required to allow time for necessary rights for the construction of the ANS to be obtained without impacting the programme for the operation of Hornsea Three and to meet the urgent need for decarbonisation and security of supply. This second non-material change application is referred to as NMC2.
- 1.1.1.4 This report supports the submission by Orsted for NMC2 which is detailed in [Figure 1.1](#). Natural England agree with the principle of submitting a proposed non-material change (NMC) application to allow the North East onshore site to continue to be progressed, and noted some factors regarding achievements to date that could support the ecological rationale for NMC2. The Royal Society for the Protection of Birds (RSPB) acknowledged Orsted's efforts to deliver the ANS and noted that the proposed NMC2 application seems sensible to reduce the potential need for any further NMC to the Amended Order. The Marine Management Organisation (MMO) noted it will largely defer to Natural England and RSPB but also agreed to NMC2 in principle. The wording of this non-material change has been agreed in principle with the Offshore Ornithology Engagement Group (OOEG) (during steering group #10 on 10/10/23).
- 1.1.1.5 This note provides an appraisal of the implications of a change to the number of breeding seasons as submitted in the NMC2, on the conclusions of the Secretary of State's (SoS's) Habitats Regulation Assessment (hereafter, the HRA) for Hornsea Three. To provide context, the note summarises:
- The conclusions of the SoS's HRA for Hornsea Three in relation to kittiwake compensation and the number of breeding seasons required; and,
 - The key points agreed by the Offshore Ornithology Engagement Group (OOEG)¹ when discussing deployment of the ANS with respect to designs, locations, monitoring techniques and adaptive management processes.

¹ Under the conditions of the DCO, an Offshore Ornithology Engagement Group (OOEG). The OOEG Steering Group comprises the following core members as the named consultees: Orsted, Natural England (NE), the Marine Management Organisation (MMO) and The Royal Society for the Protection of Birds (RSPB). Orsted also invited a number of specialist consultants or delivery partners. The OOEG Technical Panel has included the OOEG Steering Group together with several additional organisations to assist in its discussions i.e Joint Nature Conservation Committee, The Department for Environment, Food and Rural Affairs, and the UK Centre for Ecology and Hydrology.

Proposed amendment to paragraph 3(c) of Part 1 of Schedule 14 of the Hornsea Three DCO:

*“an implementation timetable for delivery of four artificial nest structures that ensures all necessary compensation measures are in place to allow **three full kittiwake breeding seasons in respect of three artificial nest structures** prior to the operation of any turbine forming part of the authorised development, and for **the fourth artificial nest structure to be delivered prior to final commissioning of the authorised development.**”*

Proposed amendment to paragraph 4 of Part 1 of Schedule 14 of the Hornsea Three DCO:

*“The undertaker must implement the measures as set out in the KIMP approved by the Secretary of State and no operation of any turbine forming part of the authorised development may be commenced **until three full breeding seasons have elapsed from the implementation of three of the artificial nest structures and no final commissioning of the authorised development must take place until the fourth artificial nest structure has been implemented.** For the purposes of this paragraph each breeding season is assumed to have commenced on 1 March in each year and ended on 30 September.”*

Figure 1.1 Proposed amendments to Part 1 of Schedule 14 of the Hornsea Three DCO.

2 Hornsea Three HRA

2.1.1.1 Sections of the SoS HRA² for Hornsea Three have been reviewed for this report and the conclusions relating to kittiwake compensation and the number of breeding seasons required are summarised below.

2.2 Required compensation

2.2.1.1 The HRA states that:

*“With respect to provisioning of artificial nesting sites for kittiwake, The SoS stated that sufficient information has been provided to give the required level of confidence that necessary compensatory measures can be secured that will ensure the overall coherence of Natura 2000 sites for kittiwake. The SoS agreed that the objective of the compensation as the recruitment of **73 adult kittiwake** into the Flamborough and Filey Coast SPA population **per year** is appropriate”.*

The HRA then describes the measures to be addressed as conditions of the Development Consent Order (DCO). The conditions set out in the HRA and DCO relevant to the proposed amendments to the timelines required for the delivery of kittiwake compensation are set out in **Table 2.1** below.

2.3 Timescales

2.3.1.1 With respect to the timescales for the kittiwake compensation measure, relevant sections of text from Hornsea Three’s HRA and DCO are summarised in **Table 2.1** below. Alongside these documents the Kittiwake Compensation Plan (KCP)³ also sets out that Orsted is committed to:

- “Establishing and maintaining four artificial nesting structures at suitable sites on the east coast of England.”; and

² SoS HRA available online at - <https://infrastructure.planninginspectorate.gov.uk/wp-content/ipc/uploads/projects/EN010080/EN010080-003267-EN010080%20Hornsea%20Three%20-%20Habitats%20Regulations%20Assessment.pdf>

³ Response to the SoS’s Minded to Approve Letter: Appendix 2, Kittiwake Compensation Plan, available online at - [https://infrastructure.planninginspectorate.gov.uk/wp-content/ipc/uploads/projects/EN010080/EN010080-003246-HOW03-30Sep_Appendix%202%20Kittiwake%20Compensation%20Plan%20\(06543754_A\).pdf](https://infrastructure.planninginspectorate.gov.uk/wp-content/ipc/uploads/projects/EN010080/EN010080-003246-HOW03-30Sep_Appendix%202%20Kittiwake%20Compensation%20Plan%20(06543754_A).pdf)

- o Providing “four compensatory structures at a minimum of two geographically distinct zones, with each capable of delivering the upper estimate for level of compensation required (i.e., 73 breeding adults).”

2.3.1.2 This long-term commitment will provide compensation at a scale that has the potential to deliver four times the estimated impact from Hornsea Three, in addition to appropriate monitoring and adaptive management measures to ensure success. Furthermore, the measure will be sustainable for at least the operational lifetime of the wind farm (the period within which collision mortality would occur). No change is proposed to these commitments within the KCP by NMC2. It is important to note that that within the KCP there is no reference to timescales for implementation of the ANS prior to the windfarm becoming operational.

Table 2.1 Extracts from the Department for Business Energy and Industrial Strategy (BEIS)⁴ Hornsea Project Three Habitats Regulation Assessment and Marine Conservation Zone Assessment December 2020⁵

HRA Text	The Original Order Text	The Amended Order Text for NMC1	The Amended Order Text for NMC2
[Section 14.1] A Kittiwake Implementation and Monitoring Plan (KIMP) should be developed by the Applicant in consultation with the OoEG. The KIMP should deliver the strategy set out in the KCP [Kittiwake Compensation Plan] and be submitted to the Secretary of State for approval (in consultation with the Marine Management Organisation, the relevant planning authority and Natural England) within sufficient time to provide the agreed compensation measures four full breeding seasons before the operation of the first wind farm generator.	[Schedule 14, Part 1, Para 4.] The undertaker must implement the measures as set out in the KIMP approved by the Secretary of State and no operation of any turbine forming part of the authorised development may be commenced until four full breeding seasons following the implementation of the measures set out in the KIMP have elapsed. For the purposes of this paragraph each breeding season is assumed to have commenced on 1 March in each year and ended on 30 September.	[Schedule 14, Part 1, Para 4.] The undertaker must implement the measures as set out in the KIMP approved by the Secretary of State and no operation of any turbine forming part of the authorised development may be commenced until three full breeding seasons have elapsed from the implementation of two of the artificial nest structures and two full breeding seasons have elapsed from the implementation of two of the artificial nest structures , as set out in the KIMP. For the purposes of this paragraph each breeding season is assumed to have commenced on 1 March in each year and ended on 30 September.	[Schedule 14, Part 1, Para 4.] The undertaker must implement the measures as set out in the KIMP approved by the Secretary of State and no operation of any turbine forming part of the authorised development may be commenced until three full breeding seasons have elapsed from the implementation of three of the artificial nest structures and no final commissioning of the authorised development must take place until the fourth artificial nest structure has been implemented . For the purposes of this paragraph each breeding season is assumed to have commenced on 1 March in each year and ended on 30 September.
[Section 14.1] The KIMP should include: iii. An implementation timetable for the delivery of the artificial nest	[Schedule 14, Part 1, Para 3 (c)] an implementation timetable for delivery of the artificial nest	[Schedule 14, Part 1, Para 3 (c)] an implementation timetable for delivery of four artificial nest	[Schedule 14, Part 1, Para 3 (c)] an implementation timetable for delivery of four artificial nest

⁴ BEIS was superseded by the Department for Energy Security and Net Zero on 7 February 2023.

⁵ SoS HRA available online at - <https://infrastructure.planninginspectorate.gov.uk/wp-content/ipc/uploads/projects/EN010080/EN010080-003267-EN010080%20Hornsea%20Three%20-%20Habitats%20Regulations%20Assessment.pdf>

HRA Text	The Original Order Text	The Amended Order Text for NMC1	The Amended Order Text for NMC2
structures that ensures all compensation measures are in place in time to allow four full kittiwake breeding seasons prior to the operation of any turbine.	structures that ensures all compensation measures are in place to allow four full kittiwake breeding seasons prior to the operation of any turbine forming part of the authorised development.	structures that ensures all necessary compensation measures are in place to allow three full kittiwake breeding seasons in respect of two artificial nest structures prior to the operation of any turbine forming part of the authorised development, and to allow two full kittiwake breeding seasons for the other two artificial nest structures prior to the operation of any turbine forming part of the authorised development, with the KIMP to specify whether three or two breeding seasons applies to each artificial nest structure.	structures that ensures all necessary compensation measures are in place to allow three full kittiwake breeding seasons in respect of three artificial nest structures prior to the operation of any turbine forming part of the authorised development, and for the fourth artificial nest structure to be delivered prior to final commissioning of the authorised development.
[Section 14.1] Furthermore, [the ANS] should be maintained beyond the operational lifetime of the wind farm if they are colonised. The routine and adaptive management measures, and monitoring should continue whilst the artificial nesting structures are in place.	[Schedule 14, Part 1, Para 7.] The artificial nest structures shall be maintained beyond the operational lifetime of the authorised development if they are colonised, and routine and adaptive management measures and monitoring must continue whilst the artificial nesting structures are in place.	<i>No amendments were made to Schedule 14, Part 1, Para 7 of the Original Order.</i>	

3 Implications on HRA conclusions

3.1 Introduction

3.1.1.1 The request to remove the length of time the remaining ANS needs to be in place before operation, was not a material consideration upon which the SoS based his HRA conclusions. It is also not expressly stated within the KCP. The key point considered by the SoS in his decision was the number of birds for which Hornsea Three has to compensate (i.e. 73 birds) with the conclusion that 400+ nests would be a sufficient number of nests to fulfil the necessary compensation requirements. The number of breeding seasons the structures should be in place prior to Hornsea Three becoming operational was stipulated as a measure

that was aimed to reflect the average age kittiwake could recruit into the wider breeding population and would indicate the likelihood of further colonisation of the ANS. This would also indicate at an early stage (prior to turbine operations) whether additional management measures might be needed to increase productivity. A mathematical appraisal was developed further to the SoS decision to give greater confidence as to the likely growth rate of new colonies on ANS. The results of these growth rate scenarios are discussed in the [Section 3.2](#) below.

3.2 Growth Rate Scenarios

3.2.1.1 The implications of NMC2 on the conclusions of the HRA will be determined by the timing of colonisation, growth rate and productivity of the kittiwake colony at each ANS. This section begins by summarising our existing understanding on the likely growth rate of new colonies, as described in the supporting technical report on Growth Scenarios (document reference number 08368240_A, NIRAS 2024). An appraisal of this is then provided of implications of the removal of the breeding season on the conclusions of the HRA.

3.2.2 Potential impact of a delay on SPA populations and network coherence

3.2.2.1 Projecting the growth rate of a new artificial site is challenging as data on the colonisation of ANS is limited (Ørsted 2020). At natural sites, new colonies are usually created by young birds and will typically grow rapidly, but thereafter increase at a progressively lower rate (Coulson 2011, Kidlaw *et al.* 2005). Their initial growth for the first ten years or so has been found to typically be of an annual (compound) rate of increase of 50-80% amongst UK colonies (Coulson 2011). Thereafter, growth rate of the larger and older colonies having declined to around 10%–20% per annum or less (Coulson 2011, Kidlaw *et al.* 2005).

3.2.2.2 There is, for all breeding populations, a range of parameter value combinations below which a colony is not self-sustaining and before which excess productivity falls below a specified level e.g. dispersal of 73 breeding adults in to the wider population. What is of ecological pertinence to Hornsea Three is that cumulatively across the four ANS, the agreed annual excess productivity is attained and maintained, with the accrued debit fully compensated, at a point within the windfarm’s operational lifespan. The Growth Scenarios Technical Report (NIRAS 2024) has presented a range of scenarios that include where the colony growth rate, productivity and number of nests at initial colonisation, lie within the range of recent natural variability of these parameters at existing colonies along the east coast of England.

3.2.2.3 It is where these combinations of parameter values lie inside the range of recent natural variability along the east coast of England, that a single ANS is predicted to succeed to accumulated adult production that exceeds 25% or more of the accumulated mortality from collision predicted over 35 years. The time it would take the ANS to exceed 25% of the accrued mortality debt from predicted collisions at Hornsea Three (i.e. 73 kittiwakes per year x n years of the windfarm being operational) has been estimated at 6-20 years from initial colonisation (NIRAS 2024).

3.3 Appraisal of implications of a change to the number of breeding seasons on the conclusions of the SoS’s HRA

3.3.1.1 Whilst all four ANS will have the capacity to each support 467 nesting pairs of kittiwake, providing the required compensation when using a precautionary, yet realistic, set of assumptions (Ørsted 2020), the metric of success is linked directly to the overall productivity of the four ANS to cumulatively deliver 73 kittiwakes per year to the existing wider breeding population. Ørsted expects all four structures to be populated given that there has been a thorough site selection and careful design process. There is a high likelihood of achieving more than the target of 404 nesting pairs per year cumulatively across the four ANS as they provide a 4:1 compensation ratio in nest site provisioning.

3.3.1.2 NMC2 is for amendments focused on removing the length of time the ANS need to be in place prior to final commissioning of the authorised development, as detailed in [Figure 1.1](#) Proposed amendments to Part 1 of Schedule 14 of the Hornsea Three DCO. Colonisation could occur within the first breeding season after ANS construction or may take a few years. However, scenarios for ANS colony growth where the controlling parameter values lie within the range of recent natural variability (NIRAS 2023), suggest a delay of a few full breeding seasons in either the availability of the fourth and final ANS to be installed or the latter’s colonisation by the Kittiwake, will have **no consequence on the effectiveness of the**

proposed compensation measure with respect to the Flamborough and Filey Coast Special Protection Area (FFC SPA) population (or wider North Sea population) or coherence of the network for Kittiwake. Such a delay in the annual excess productivity being attained and maintained, with the accrued debit fully compensated, is proportionately small temporally and numerically in the wider context, that it will not represent any meaningful and detectable impact in the coherence of the network for Kittiwake.

- 3.3.1.3 The number of breeding seasons recommended by the Statutory Nature Conservation Body (SNCB) during consultation on the KCP was an indicative guideline based on the average age kittiwakes are likely to recruit into the breeding population. Colony formation on ANS will take time to reach the population level required to deliver compensation, this may mean that compensation targets are not met within the first few years post ANS construction. Subsequent to the SoS's decision, this likely delay in colonisation was acknowledged by OOEG members. Mechanisms to address any accumulation debt resulting from the wind farm being operational prior to the required colonisation level being achieved were discussed and debt/surplus calculations were subsequently agreed upon (OOEG Technical Panel #7 on 10/11/2021). Modelled scenarios indicate the ANS are likely to pay off any debt well within the lifetime of the windfarm and any further growth would result in a surplus in future years. So when the four ANSs are considered collectively whereupon installation of the fourth ANS is delayed by two breeding seasons but still built prior to final commissioning, it may only delay by one breeding season, the total accrued mortality debt from predicted collisions at Hornsea Three, being exceeded i.e. pay back of the mortality debt. This result of the additional time required for pay back of the mortality debt being half that of the delay is the benefit of the other three ANSs being installed three full breeding seasons before the proposed operational date. As the planned compensation measures will be in place over the long-term (35+ years), and three of the four required ANSs are installed, a delay of two breeding seasons in the fourth ANS to be constructed would have a de minimis impact on the overall success of these measures.
- 3.3.1.4 Pertinent to a discussion on removing the length of time the ANS need to be in place before Hornsea Three becomes operational, is the behaviour of prospecting kittiwake. Whilst colonists of an ANS will not nest in a year when a structure is completed during the first half of the breeding season, the structure will still be available to birds prospecting in that year prior to breeding. Prospecting of Kittiwake peaks late in the season, in the middle of chick rearing, with most individuals prospecting active colonies into which they are recruited, the year before breeding (Boulinier *et al.* 1996, Reed *et al.* 1999). Installation of three of the four ANSs were completed by June 2023, i.e. prior to the occurrence of kittiwake prospecting late in the season, and prior to the end of the breeding season four breeding seasons before proposed operational date.
- 3.3.1.5 From these results it is clear is that the removal of the requirement for the fourth ANS to be in place two breeding seasons before Hornsea Three becomes operational will not impact the conclusion of the HRA. The proposed removal of the number of breeding seasons does not affect the overall ecological validity of the compensation measure and does not have the potential to alter the conclusions of the HRA. Removing the time period that the fourth ANS is in place prior to the operation of Hornsea Three turbines will not conflict with the objective of compensation as set out by the SoS in the HRA i.e. the potential of structures to deliver 73 adult kittiwakes into the FFC SPA population per year.

4 Summary of Points of agreement from the OOEG

- 4.1.1.1 A total of eighteen OOEG meetings have been held, as of December 2023. The key topics discussed during these sessions were locations for the ANS, design of the ANS and plans for monitoring and adaptive management.
- 4.1.1.2 Through this process, agreement was reached on the areas to progress within the East Anglia and North East search zones. This followed a thorough site selection process which considered kittiwake ecology, technical feasibility, planning constraints and land availability. Specifically, the OOEG agreed (during meetings on 07/07/2021 and 29/09/2021), that the Old Hartlepool Yacht Club has strong potential for colonisation by kittiwake, given its very close proximity (30 m) to an existing kittiwake colony which occupies the walkway to the lifeboat pontoon. Further, the OOEG agreed that the Lowestoft and Minsmere locations were strong ecologically, particularly favouring a marine structure, during meetings held on 27/05/2021, 18/08/2021, 10/11/2021, 15/12/2021 and 13/04/2022. Orsted installed 3 of the 4 proposed ANS (each with 504 nesting spaces) before end of June 2023. The ecological site selection

criteria was also agreed with the OOEG, and proximity of these sites to existing kittiwake colonies provides the highest likelihood of success.

4.1.1.3 Detailed ecological design principles were discussed and agreed with the OOEG, for example specific dimensions of nesting compartments, overhangs and measures for predator management. The onshore ANS designs evolved following feedback from each OOEG meeting and agreement on the final designs was achieved (during meeting held on 10/11/2021). Similarly, the nearshore designs incorporated the same principles and the OOEG were aligned on the final designs.

4.1.1.4 The approach to monitoring and adaptive management were discussed with the OOEG alongside the drafting of the Kittiwake Implementation and Monitoring Plan (KIMP). Agreement was reached on the type and methods of monitoring to be conducted annually at each ANS and a hierarchy approach to adaptive management was agreed on 10/11/2021, alongside flow diagrams which represent the process. The OOEG agreed that the statistical approach to mortality debt and growth rates presented on 13/06/2022 was suitable. This statistical model was developed following the Secretary of State's decision to grant development consent to Hornsea Three and did not inform the conclusions of the HRA. It reflects more up-to-date discussions held with Orsted and Natural England and is a more appropriate model to allow an assessment of the measure of success over time and to determine whether adaptive management is required.

4.2 Number of structures

4.2.1.1 The number of ANS required was agreed upon following discussions with SNCB's (prior to formation of the OOEG) and is specified in the KCP which is certified under the DCO. Each structure has been designed with the capacity to produce enough breeding adult kittiwake to compensate for 73 birds. Estimates of required nesting space are based on detailed population calculations (see Ørsted 2020) using the most precautionary end of the potential impact range (i.e., an estimate of 65-73 adult birds). ANS capacity is therefore based on the upper most precautionary limit which translates to 404-467 pairs of breeding kittiwake. The proposed scale of the compensatory measure will be such that it can provide sufficient nesting space to support at least 404-467 breeding pairs at each structure, each ANS will therefore have the potential to fulfil the necessary compensation requirements alone. Recognising that the compensatory measure proposed has the potential to offset four times the SoS' upper estimate of kittiwake mortality.

4.2.1.2 Despite this, the establishment of multiple new colonies was recommended by Orsted (see Ørsted 2020) to give resilience to the measure. Having multiple structures is also likely to minimise on the lead in time to achieve the requisite number of birds at each ANS, and act to buffer against stochastic events.

4.2.1.3 Natural England shared this view when in response to the SoS's Minded to Approve Letter (Appendix 1: Compensatory Measures Sept 2020) they advised that **four structures** with approximate capacity of 400+ nests each would be suitable to compensate for an impact of 104 kittiwake/year. While Orsted was not in agreement with Natural England that 104 breeding adults is the appropriate metric of this compensatory measure, they made a commitment to provide four ANS at this scale to resolve any practical consequence of this disagreement and to maximise colonisation success and ensure resilience of the measure (see Appendix 2: Kittiwake Compensation Plan).

4.2.1.4 The KCP therefore states that four structures will be provided [paragraph 1.9]:

"In providing four compensatory structures at a minimum of two geographically distinct zones, with each capable of delivering the upper estimate for level of compensation required (i.e., 73 breeding adults), the Applicant is ensuring that significant contingency is built into the measure to provide the necessary

confidence that it will substantively offset the impact in all actual impact scenarios from the Hornsea Three wind farm".

This commitment will also be included within the KIMP.

5 Implications on the conclusions of the offshore ornithology section of the EIA

5.1.1.1 Hornsea Three's EIA offshore ornithology concluded with respect to potential impacts on kittiwake, that during construction and operational phases of the windfarm:

- Indirect effects, such as changes in habitat or abundance and distribution of prey will be negligible;
- The Impact of pollution including accidental spills and contaminant releases which may affect species' survival rates or foraging activity will be negligible (providing development of, and adherence to, a CoCP);
- There may be a minor adverse effect on mortality from collision with rotating turbine blades;
- The impact from barrier effects caused by the physical presence of turbines and ancillary structures may prevent clear transit of birds between foraging and breeding sites, or on migration, will be negligible or may have a minor adverse effect;
- The impact of attraction to lit structures by migrating birds in particular may cause disorientation, reduction in fitness and possible mortality will be negligible or may have a minor adverse effect; and
- The impact of pollution including accidental spills and contaminant releases associated with maintenance or supply/service vessels which may affect species' survival rates or foraging activity will be negligible.

5.1.1.2 There is no mechanism whereby removal of the number of breeding seasons that the fourth ANS to be constructed is in place prior to windfarm operations could alter any of these conclusions. Therefore, NMC2 will not affect the conclusions of the offshore ornithology section of the EIA.

6 Conclusions

6.1.1.1 The kittiwake compensation measures will be achieved and secured regardless of any delay to the timing of the delivery. The proposed amendments that remove from the Amended Order the length of time that the fourth ANS to be constructed needs to be in place before Hornsea Three becomes operational, will not give rise to any materially new or materially different environmental effects from those considered in the HRA or environmental statement for the Original Order.

6.1.1.2 Hornsea Three will contribute significantly to the UK Government's ambition (as set out in British Energy Security Strategy) of 50 GW offshore wind capacity by 2030 and net zero carbon emissions by 2050, which are crucial in the fight against climate change. Climate change is listed in the International Black-legged Kittiwake Conservation Strategy and Action Plan⁶ as a key factor which is affecting adult mortality and breeding success. The main pathway for changing climate to impact kittiwake is likely to be through indirect trophic interactions and associated changes in the abundance and distribution of their main prey species, but also through changing patterns of extreme weather events. Accelerating the switch to renewable energies could also benefit kittiwake populations by reducing the impact of climate induced adverse effects on kittiwake.

⁶ International Black-legged Kittiwake Conservation Strategy and Action Plan, 2020: https://oaarchive.arctic-council.org/bitstream/handle/11374/2639/MMIS12_2021_REYKJAVIK_CAFF_cbird_kittiwake_conservationstrategyactionplan.pdf?sequence=1&isAllowed=y

7 References

Boulinier, T., Danchin, E., Monnat, J.-Y., Doutrelant, C. and Cadiou, B. (1996). Timing of prospecting and the value of information in a colonial breeding bird. *J. Avian Biol.* 27: 252-256.

Coulson, J.C. (2011). *The Kittiwake*. T. & A.D. Poyser, London.

Kildaw, S.D., Irons, D.B., Nysewander, D.R. & Buck, C.L. (2005). Formation and growth of new seabird colonies: the significance of habitat quality. *Marine Ornithology* 33: 49-58.

NIRAS (2024). *Hornsea Three Artificial Nesting Structures: Growth Scenarios. Ecological Report Supporting A Second Non-Material Change Application*. Report commissioned by Ørsted. NIRAS Group (UK) Ltd., Cambridge, UK.

Ørsted (2020). *Response to the Secretary of State's Minded to Approve Letter Annex 2 to Appendix 2 (Kittiwake Compensation Plan): Kittiwake Artificial Nest Provisioning: Ecological Evidence*. Ørsted Hornsea Project Three (UK) Ltd., London.

Reed, J.M., Boulinier, T., Danchin, E., Oring, L.W. (1999). Informed Dispersal. In: Nolan, V., Ketterson, E.D., Thompson, C.F. (eds) *Current Ornithology*. Current Ornithology, vol 15. Springer, Boston, MA.
https://doi.org/10.1007/978-1-4757-4901-4_5



APPENDIX 3
GROWTH SCENARIOS REPORT (NIRAS 2024)



Hornsea Three Artificial Nesting Structures: Growth Scenarios

Ecological Report Supporting a Second
Non-Material Change Application

Document Control

Document Properties	
Author	NIRAS Group (UK) Ltd.
Checked by	Eleni Antoniou (Orsted)
Approved by	Karma Leyland (Orsted)
Title	Hornsea Three Artificial Nesting Structures: Growth Scenarios Ecological Report Supporting a Second Non- Material Change Application
Reference Number	08368240_A

Version History

Date	Version	Status	Description / Changes
15/09/2023	1	Draft	
02/01/2024	2	Final	Final as submitted for consultation for the second non-material change application.

Table of Contents

1	Introduction.....	6
2	Proposed Amendment to the Hornsea Three Development Consent Order (DCO)	6
3	Potential for colonisation	6
4	Colony growth.....	7
4.1	Growth rate.....	7
4.2	Realistic scenario of colony growth	7
4.2.1	Coquet Island's kittiwake breeding population trajectory	7
4.2.2	Logistic growth rate model.....	8
4.3	Size of the starting colonies	9
5	Productivity.....	9
6	Survival rates and age of first breeding	10
7	Computational steps of the models.....	10
8	Delivery	12
8.1	Scenario One - initial colony size of one Apparently Occupied Nest (AON) 12	
8.2	Scenario Two – initial colony size of 25 AON.....	19
9	Synthesis	27
9.1	Assuming colonisation in the first year of ANS availability.....	27
9.2	Impact of delayed colonisation of an ANS	27
9.3	Prospecting and colonisation of the commissioned ANSs	27
9.4	Productivity of the commissioned ANSs.....	27
9.5	Potential impact of a delay in colonisation on SPA populations and network coherence.....	28
9.6	Proposed fourth ANS.....	28
10	References.....	30

List of Tables

Table 7.1 Stepwise calculation of the cumulative total of the production of adults from ANS when using a model that either (a) replicates kittiwake colonisation of Coquet Island and (b) that uses the logistic growth rate model 11

Table 8.1 Modelled accumulation of collision mortality at Hornsea Three against production of adults (assuming first breeding at 4 years old) and various colony logistic growth rates, productivity assumptions, based on an initial colony size of 1 pair. Shaded cell indicates year in which cumulative adult production from chicks fledged at the ANS, begins to exceed 25% (yellow) and 100% (green) accrued mortality debt from predicted collisions at Hornsea Three..... 18

Table 8.2 Modelled accumulation of collision mortality at Hornsea Three against production of adults (assuming first breeding at 4 years old) and various colony logistic growth rates, productivity assumptions, based on an initial colony size of 25 pairs. Shaded cell indicates year in which cumulative adult production from chicks fledged at the ANS, begins to exceed 25% (yellow) and 100% (green) accrued mortality debt from predicted collisions at Hornsea Three..... 21

Table 8.3 Modelled accumulation of collision mortality at Hornsea Three against production of adults (assuming first breeding at 4 years old) and growth rates based on those observed at Coquet Island, across various productivity assumptions, based on an initial colony size of 25 pairs. Shaded cell indicates year in which cumulative adult production from chicks fledged at the ANS, begins to exceed 25% (yellow) and 100% (green) accrued mortality debt from predicted collisions at Hornsea Three. 26

List of Figures

Figure 8.1 Graph of accumulated kittiwake mortality at a rate of 73 birds per annum and the size of a new colony with its cumulative production of adults, under the assumptions of the initial colony, growth rate and productivity being that as recorded at Coquet Island 13

Figure 8.2 Graph of accumulated kittiwake mortality at rate of 73 birds per annum and the size of a new colony with its cumulative production of adults, under the assumptions of the initial colony and growth rate being that as recorded at Coquet Island, and productivity as that averaged in Lowestoft (1.27; 2021). 14

Figure 8.3 Graph of accumulated kittiwake mortality at rate of 73 birds per annum and the size of a new colony with its cumulative production of adults, under the assumptions of the initial colony and growth rate being that as recorded at Coquet Island, and productivity as that averaged in Lowestoft (1.025; 2013-2017)..... 15

Figure 8.4 Graph of accumulated kittiwake mortality at rate of 73 birds per annum and the size of a new colony with its cumulative production of adults, under the assumptions of the initial colony and growth rate being that as recorded at Coquet Island, and productivity being 0.8 fledglings per pair. 16

Figure 8.5 Graph of accumulated kittiwake mortality at rate of 73 birds per annum and the size of a new colony with its cumulative production of adults, under the assumptions of the initial colony of one nest, logistic growth rate of 50% and productivity being 0.8 fledglings per pair. 17

Figure 8.6 Graph of accumulated kittiwake mortality at rate of 73 birds per annum and the size of a new colony with its cumulative production of adults, under the assumptions of an initial colony of 25 nests, logistic growth rate of 50% and productivity being 0.8 fledglings per pair.	20
Figure 8.7 Graph of accumulated kittiwake mortality at a rate of 73 birds per annum and the size of a new colony with its cumulative production of adults, under the assumptions of an initial colony of 25 nests, with a growth rate and productivity matching that recorded at Coquet Island.	22
Figure 8.8 Graph of accumulated kittiwake mortality at rate of 73 birds per annum and the size of a new colony with its cumulative production of adults, under the assumptions of an initial colony of 25 nests a growth rate matching that recorded at Coquet Island, and productivity as that averaged in Lowestoft (1.025; 2013-2017).	23
Figure 8.9 Graph of accumulated kittiwake mortality at rate of 73 birds per annum and the size of a new colony with its cumulative production of adults, under the assumptions of an initial colony of 25 nests, a growth rate that matches that recorded at Coquet Island, and productivity as that in Lowestoft (1.27; 2021).	24
Figure 8.10 Graph of accumulated kittiwake mortality at rate of 73 birds per annum and the size of a new colony with its cumulative production of adults, under the assumptions of the initial colony of 25 nests and growth rate being that as recorded at Coquet Island, and productivity of 0.8 fledglings per pair.	25

Acronyms

Acronym	Definition
AON	Apparently Occupied Nests
ANS	Artificial Nesting Structures
BEIS	Department for Business, Energy and Industrial Strategy
CPO	Compulsory Purchase Order
DESNZ	Department of Energy Security and Net Zero
NMC	Non-Material Change

1 Introduction

- 1.1.1.1 Orsted Hornsea Project Three (UK) Limited (hereafter 'Orsted') have constructed three artificial nesting structures (ANS) for kittiwake off the coastline of East Suffolk and intend to construct one further ANS on the North East English coastline, as a compensation measure for the potential impacts of the Hornsea Project Three Offshore Windfarm (hereafter 'Hornsea Three').
- 1.1.1.2 This note considers a range of scenarios for colony growth, productivity and size of the starting colony at an ANS. In doing so, it identifies a range of predictions of the likely time scale within which the proposed compensation can be expected to achieve its aims.

2 Proposed Amendment to the Hornsea Three Development Consent Order (DCO)

- 2.1.1.1 On 31 December 2020, the Secretary of State for the Department of Business, Energy and Industrial Strategy (BEIS)¹ made the Hornsea Three Offshore Wind Farm Order 2020 (the "Original Order"). Paragraph 3(c) of Part 1 of Schedule 14 of the Original Order required four ANS to be in place four full breeding seasons before the first operation of any turbine forming part of Hornsea Three. The Original Order required Orsted to construct four ANS.
- 2.1.1.2 On 12 January 2023, Orsted made an application for a non-material change ("NMC1") to the Original Order, the focus of which was to shorten the length of time the ANS need to be in place before operation, to allow time for the necessary rights for the construction of the ANS to be obtained without impacting the programme for the operation of Hornsea Three and its provision of renewable energy to the National Grid. On 17 April 2023, the Secretary of State for the Department of Energy Security and Net Zero (DESNZ) made the Hornsea Three Offshore Wind Farm (Amendment Order) 2023 (the "Amended Order"), granting NMC1 and reducing the time period the ANS need to be in place before operation of Hornsea Three.
- 2.1.1.3 Since the making of the Amended Order, three of the four required ANS have been constructed. Construction of the fourth ANS has not yet commenced. Orsted therefore proposes a further non-material change to the Amended Order, which seeks to remove the length of time the final ANS needs to be in place before operation. This non-material change is required to allow time for necessary rights for the construction of the ANS to be obtained without impacting the programme for the operation of Hornsea Three and to meet the urgent need for decarbonisation and security of renewable electricity supply ("NMC2").
- 2.1.1.4 Orsted has made great strides towards delivering Hornsea Three's required kittiwake compensation and remains confident in its overarching strategy to deliver compensation that is robust, ecologically strong and deliverable ahead of Hornsea Three becoming operational.

3 Potential for colonisation

- 3.1.1.1 Orsted installed three of the four proposed ANS (each with 504 nesting spaces) before end of June 2023, which was well before three breeding seasons² prior to operation. The three commissioned ANS and further one proposed are intentionally positioned in close proximity to existing colonies where productivity is high. For example, an estimated 1.27 fledged chicks per nest as recorded at Lowestoft (Suffolk) and Hartlepool (County Durham) in 2021 (NIRAS 2021) and in 2022, respectively 0.99 and 1.15 fledged chicks per nest (NIRAS 2022). Kittiwake are colonial nesting species so are strongly attracted to areas where other kittiwake are already nesting. In addition to this, areas where populations are increasing and breeding success is high, which is the case at Hartlepool, Seaham, Lowestoft and Sizewell (Suffolk), are more attractive to birds wanting to recruit into the breeding population and are indicative of favourable environmental conditions (e.g. prey resource availability in the region). Existing colonies

¹ BEIS was superseded by the Department of Energy Security and Net Zero on 7 February 2023.

² For the purposes of the DCO the annual breeding season is assumed to commence on 1st March and end on the 30th September

which are known to have growing populations (which indicate good productivity) show that prey availability is not likely to be a constraint locally.

3.1.1.2 Birds require social stimulation of other breeding pairs to initiate breeding activities (Coulson 2011). Therefore decoys will be incorporated into initial structure design of the ANS to further initiate colonisation by breeding kittiwake (Orsted 2020).

3.1.1.3 Orsted expect all proposed ANS to be populated given that there has been a thorough site selection and careful design process. There is a high likelihood of achieving more than the target of 404 nesting pairs per year cumulatively across the ANS as they provide a 4:1 compensation ratio in nest site provisioning.

4 Colony growth

4.1 Growth rate

4.1.1.1 Projecting the growth rate of a new artificial site is challenging as data on the colonisation of artificial structures is limited (Orsted 2020). At natural sites, new colonies are usually created by young birds and will typically grow rapidly, but thereafter increase at a progressively lower rate (Coulson 2011, Kidlaw *et al.* 2005). Their initial growth for the first ten years or so has been found to be typically of an annual (compound) rate of increase of 50-80% amongst UK colonies (Coulson 2011). Thereafter, growth rate of the larger and older colonies having declined to around 10%–20% per annum or less (Coulson 2011, Kidlaw *et al.* 2005).

4.2 Realistic scenario of colony growth

4.2.1 Coquet Island's kittiwake breeding population trajectory

4.2.1.1 Coquet Island (Northumberland) has been monitored since colonisation and initial breeding began in 1991, so is likely to present a scenario for establishment of a new colony at a new site where birds had not bred previously. Furthermore, kittiwake had not previously bred nearby to Coquet³, thus providing what is likely to be a precautionary scenario, this is perhaps exemplified by the colony being initiated by only one breeding pair in 1991⁴. In addition, the colony has been limited by available nesting space, running out of natural cliff ledges in recent years which has led to RSPB providing artificial nesting ledges from 2019 (Morrison 2021⁵). The result is a colony that has continued to expand to 512 apparently occupied nests (AON) in 2022, which happens to be 45 nests more than the upper end of the range required for the Hornsea Three ANS compensation using the worst case scenario as detailed in Orsted (2020).

4.2.1.2 The growth rate of the kittiwake colony at Coquet Island conforms with that described for starting colonies in general. The annual (compound) rate of increase is:

- 63% in the first ten years, declining to,
- 10% for the second ten year period (2001-2010), and
- 9% for the last ten real data years (2012-2021), and
- In using a ceiling of 467 AON, a modelled 0.2%⁶ for the period of years 26 to 35 using a logistic growth rate for those four years after the last real count data in 2021 below 468 nests.

³ Nearest colony is over 30 km away on the Farne Islands, Northumberland.

⁴ In contrast to Coquet Island with no nearby colonies, all ANS will have existing breeding kittiwakes at or within 3 km.

⁵ <https://community.rspb.org.uk/ourwork/b/natureshomemagazine/posts/handy-hammocks---getting-creative-for-kittiwakes>, <https://www.theambler.co.uk/2021/10/14/bumper-seabird-season-on-coquet-island/>

⁶ 0.2% is the growth rate required to increase from 466 to 467 nests i.e. $0.2\% = ((466/467) - 1) \times 100$

4.2.1.3 The growth rate of the kittiwake colony at Coquet Island is used in this note as the basis to predict how quickly the proposed compensation for Hornsea Three would achieve its aims following commissioning of the three ANS.

4.2.2 Logistic growth rate model

4.2.2.1 Natural England has previously stated that, whilst recognising the limited data available to predict the likely growth of a generic colony, a 10% per annum growth rate would be more appropriate for the lifetime of the wind farm. This is based on Natural England advice when commenting on a comparable kittiwake compensation project for Norfolk Boreas offshore wind farm, where they also acknowledged that a 20% growth rate may well be achieved or exceeded in the early years of the colony (Natural England 2021). To accommodate this viewpoint in the absence of any in-situ examples from which to inform, a logistic growth rate model (Vandermeer 2010) is presented as an alternative scenario to using the population trajectory observed at Coquet Island and elsewhere. In logistic growth, a breeding population's per capita growth rate gets smaller and smaller as population size approaches a maximum imposed by limited resources in the environment, in the current scenario that is nesting space. For the model used in this note, the logistic growth curve for the breeding population commences with a 20% growth in accordance with Natural England's view on what may be achieved in the early years of the colony (Natural England 2021), together with a 50% and 80% initial growth rate in accordance with the findings of Coulson (2011).

4.3 Size of the starting colonies

- 4.3.1.1 Kidlaw *et al.* (2005) described the growth of colonies in Alaska and record that they are typically founded by variable numbers of pioneers (23 pairs on average). Within the UK, Coulson (2011) noted that new colonies are usually formed by between three and 20 nesting pairs.
- 4.3.1.2 This note presents two scenarios including both the logistic growth rate model and models following Coquet Island's kittiwake breeding population trajectory but based on differing initial colony sizes:
- Scenario one: uses a starting position of one nest in year one, the same scenario as founded the Coquet Island colony; and
 - Scenario Two: shows an alternative scenario, based on a starting colony size of 25 AON's in year one, following Natural England's recommendation (during the Offshore Ornithology Engagement Steering Group meeting held on 13th June 2022).

5 Productivity

- 5.1.1.1 To achieve a sustainable kittiwake population, annual breeding success should be maintained at a minimum of 0.8 chicks per nest (Coulson 2017) when adult survival rates are that of recent years (1985-2015), with no evidence of any change since. The latter threshold approximates to the regional-specific productivity that had earlier been estimated by Horswill and Robinson (2015) for the east coast of Britain (i.e., 0.819). At a site level, between 1991-2022, 1.16 fledglings per pair were produced at the kittiwake colony at Coquet Island, and 1.27 fledglings per pair for the last five of those years (2015-2022). Whereas for the last five year period for which data is available, the number of fledglings per pair has been 0.6 at Flamborough Head and Bempton Cliffs (2015-2019; within Flamborough and Filey Coast SPA), and 1.025 at Lowestoft (2013-2017). At the latter site, Lowestoft, productivity has been estimated as high as 1.27 fledged chicks per nest in 2021, which in that year matched productivity at Hartlepool (Orsted 2021), another planned location for the Hornsea Three ANS. Moreover, the three ANS have been installed nearshore, where productivity is generally higher than onshore sites as suggested by the two water intake/outflow rigs at Sizewell (19 miles south of Lowestoft) where productivity has been estimated as high as 1.38 fledged chicks per nest as in 2021.
- 5.1.1.2 Four productivity values are used as a basis to predict how quickly the proposed compensation for Hornsea Three would achieve its aims:
- Firstly, the actual productivity observed for each year of growth of the kittiwake colony at Coquet Island is used as the primary source, given its unique insight into the full trajectory of kittiwake colony growth from colonisation.
 - To provide context, the growth rate of the colony observed at the Coquet Island is also modelled using three productivity values defined as:
 - "Low" – 0.8 fledglings per nest, the threshold for a sustainable colony detailed by Coulson (2017);
 - "Medium" – 1.025 fledglings per nest, the average productivity of the last five year period (2013-2017) for which data is available at Lowestoft, being representative of the region where three ANS have been commissioned; and
 - "High" – 1.27 fledglings per nest, the peak productivity of the last three years (2021, 2022, 2023) at Lowestoft.
 - For the logistic growth curve model, productivity was set at the above defined low, medium and high productivity values.

6 Survival rates and age of first breeding

6.1.1.1 Parameterisation of both models (which replicated kittiwake colonisation of Coquet Island (see [paragraph 4.2.1](#)), and the logistic growth rate model (see [paragraph 4.2.2](#)) required several additional factors to be considered:

- The survival rate of kittiwake varies by age with juvenile birds typically experiencing slightly higher levels of mortality than older birds. In alignment with the review of seabird demographic rates by Horswill and Robinson (2015), the following survival rates used were:
 - Juvenile survival (0-1 years) = 0.790
 - Adult survival (≥ 2 years) = 0.854
- Age at which birds start to breed (age of recruitment) = four years of age (Horswill and Robinson 2015)

7 Computational steps of the models

7.1.1.1 **Table 7.1** presents the stepwise progression of the computational process in each of the two models used to determine the likelihood of when the cumulative adult production from chicks fledged at the ANS, begins to exceed the accrued mortality debt from predicted collisions at Hornsea Three.

Table 7.1 Stepwise calculation of the cumulative total of the production of adults from ANS when using a model that either (a) replicates kittiwake colonisation of Coquet Island or (b) that uses the logistic growth rate model

Successive steps of the analysis	Formulas used (using the parameters identified in first and third columns)	Value
(a) Breeding season of ANS		t
(b) Initial colony size (AON): 1 nest 25 nests		1 25
(c) Initial colony growth rate: Low Medium High Colony growth rate as annually recorded at Coquet Island (1991 - 2021)		20% ⁷ 50% ⁸ 80% ⁹ Colony growth rate as annually recorded at Coquet Island
(d) Carrying capacity of ANS (i.e. no. of nesting spaces)		467
(e) Colony size (AON) in t^{th} breeding season of ANS: Logistic growth rate model Growth in colony size as annually recorded at Coquet Island (1991 - 2021)	$e_{t-1} \times c \times ((d - e_{t-1})/d) + e_{t-1}$ Coquet Island colony size (1991 - 2021), where 1991 is $t = 1^{10}$	
(f) Productivity (fledglings/nest): Low Medium High Productivity as annually recorded at Coquet Island (1991 - 2022)		0.8 ¹¹ 1.025 ¹² 1.27 ¹³ 0.4 – 1.69 ¹⁴
(g) No. of chicks fledged in year t from ANS	$e \times f$	
(h) Survival rate of juvenile birds		0.79 ¹⁵
(i) No. of year t cohort of fledged birds from ANS surviving first year	$h \times g$	
(j) Survival rate of sub-adults/adults		0.854 ¹⁶
(k) No. of year t cohort of fledged birds from ANS surviving second year	$j \times i$	
(l) No. of year t cohort of fledged birds from ANS surviving third year	$j \times k$	
(m) No. of year t cohort of fledged birds from ANS surviving fourth year	$j \times l$	
(n) Cumulative total of the production of adults	$\sum_1^t m$	

⁷ Natural England (2021)

⁸ Coulson (2011)

⁹ Coulson (2011)

¹⁰ Seabird Monitoring Programme <https://app.bto.org/seabirds/public/index.jsp>

¹¹ Coulson (2017)

¹² 5 year mean (2013-2017), Lowestoft

¹³ Peak productivity in 2021 and 2022, Lowestoft (NIRAS 2021, 2022)

¹⁴ Coquet Island from 1993 to 2022 (Seabird Monitoring Programme <https://app.bto.org/seabirds/public/index.jsp>)

¹⁵ Horswill and Robinson (2015)

¹⁶ Horswill and Robinson (2015)

8 Delivery

8.1 Scenario One - initial colony size of one Apparently Occupied Nest (AON)

8.1.1.1 **Figure 8.1** to **8.5** show the cumulative production of kittiwake and accumulated kittiwake mortality from predicted collisions at Hornsea Three. Each model is based on an initial colony size of one AON on the ANS at the point in time three years before the windfarm becomes operational, i.e. year 1 of the ANS, as is the worse- case scenario for each of the three commissioned ANS. Parameters include:

- The growth rate replicating that of Coquet Island with productivity replicating that at either:
 - Coquet Island (between 0.4 – 1.7 fledglings per pair, mean of 1.16; 1993-2022); or
 - Lowestoft in 2021 (1.27 fledglings per pair) defined as “High”; or
 - Lowestoft (1.025 fledglings per pair; 2015-2017) defined as “Medium”; or
 - Colonies attaining the threshold of being sustainable (0.8 fledglings per pair; Coulson 2017) defined as “Low”; or
- A logistic growth rate of 50% with productivity set at 0.8 fledglings per pair.

8.1.1.2 Each figure provided is for one ANS, there being three commissioned ANS for the Hornsea Three kittiwake compensation measure, and therefore progress should be viewed in delivering cumulatively across the structures which equates to 73 additional birds per annum over the lifetime of the Hornsea Three (35 years). If colonisation, growth rate and productivity were equal across all three ANS, then the compensation measure would be delivered cumulatively across the structures when the cumulative production of adults at each ANS attains 33.3% cumulative mortality from predicted collisions at Hornsea Three (i.e. 852 additional breeding birds contributing to the existing wider breeding population¹⁷). This would be achieved between the 19th and 23rd breeding season following Hornsea Three becoming operational depending on the five productivity scenarios above. Moreover, the cumulative adult production from chicks fledged at one ANS, begins to exceed 33.3% of the accrued mortality debt¹⁸ from predicted collisions at Hornsea Three i.e. the compensation required is being delivered by all three ANSs collectively, from between the 12th and 17th breeding season following Hornsea Three becoming operational depending on the five productivity scenarios above. The ANS will cumulatively provide nesting opportunities for approximately 2,000 breeding pairs of kittiwake. However, it is unlikely that the maximum capacity will ever be achieved. ANS generally do not reach full capacity, for example the Gateshead kittiwake Tower, South Shields, has an occupancy rate of approximately 40%¹⁹. At approximately this level the occupancy of an ANS corresponds coincidentally (36-41%) with the point at which the cumulative production of adults would be attaining 33.3% cumulative mortality, when the colony’s growth rate is replicating that observed at Coquet Island.

8.1.1.3 **Table 8.1** shows modelled outputs of the time taken to repay mortality debt¹⁸ at differing rates of colony growth, productivity and initial colony size, when using the logistic growth rate model. There is no evidence to suggest that colony size will follow any of the trajectories presented here in reality. This is in part due to several external factors which the colony could be impacted by (both negatively and positively), such as severe weather events or changes in food availability. However, the model accommodates for a decreasing growth rate with time, which for the example in **Figure 8.5**, declines from 50% to 22% by the 21st breeding season of an ANS and to 1% by the 27th breeding season of an ANS. The latter percentage change is comparable to colonies monitored.

¹⁷ 33.3% cumulative mortality from a predicted 73 collision per annum over the lifetime of the Hornsea Three (35 years) equates to 852 birds i.e. 73 collisions x 35 years = 2,555 collisions, 33.3% of which is 852 birds.

¹⁸ Mortality debt is the cumulative mortality incurred from the time of predicted collisions at Hornsea Three with what remains after deducting the cumulative adult production from chicks fledged at the ANS.

¹⁹ A higher level of occupancy than 40% would be expected at each of the three ANS on account of having optimised the location and design of the structure for nesting kittiwake.

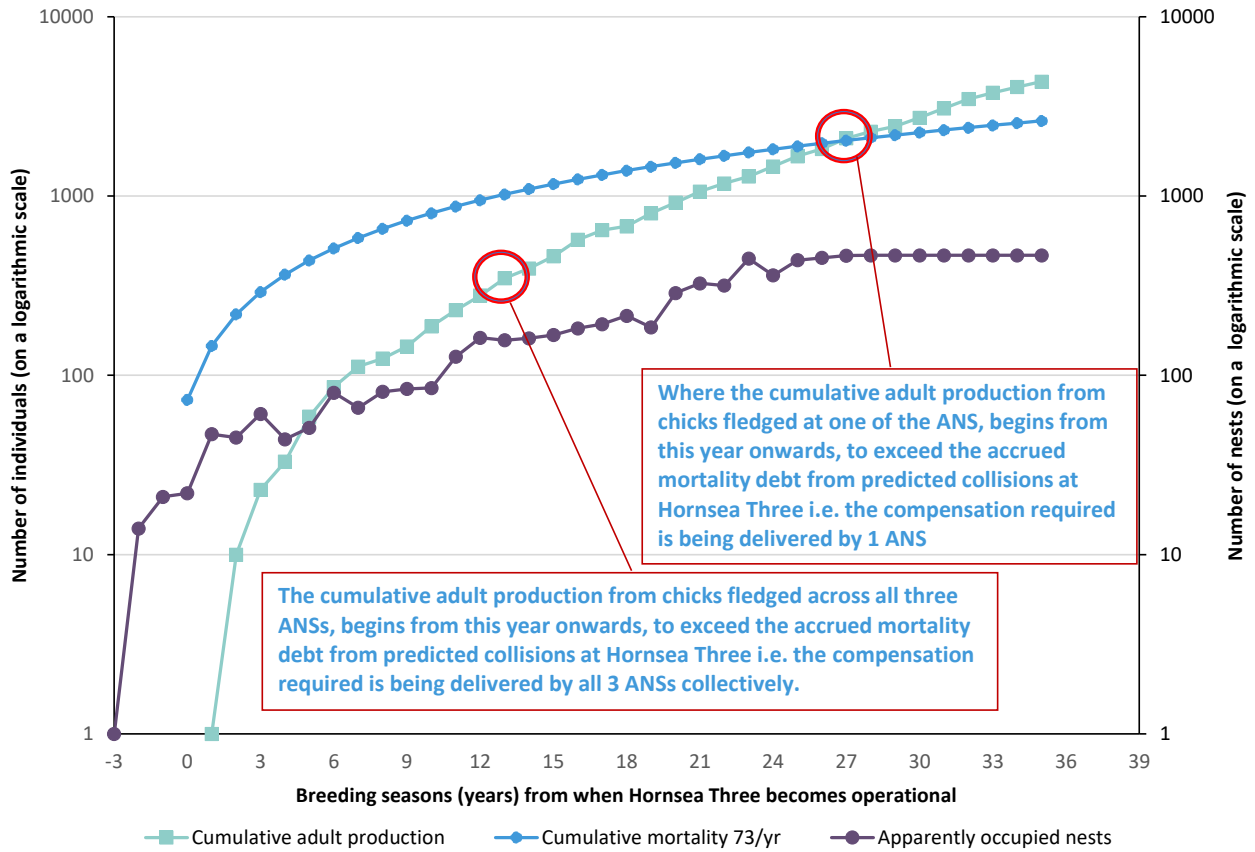


Figure 8.1 Graph of accumulated kittiwake mortality at a rate of 73 birds per annum and the size of a new colony with its cumulative production of adults, under the assumptions of the initial colony, growth rate and productivity being that as recorded at [Coquet Island](#)^{20, 21}.

²⁰ The initial colony size, growth rate and its productivity assumes that recorded at Coquet Island from Year 1 (in 1991) to Year 31 (in 2021), with a logistic growth model and productivity of 1.27 (mean fledglings per pair, 2018-2022 at Coquet Island) used for the remaining years to best describe what may be predicted naturally for this colony.

²¹ For Figures 8.1 – 8.9, when the cumulative production of adults crosses the cumulative mortality line, 100% of cumulative mortality for the lifetime of Hornsea Three has been compensated.

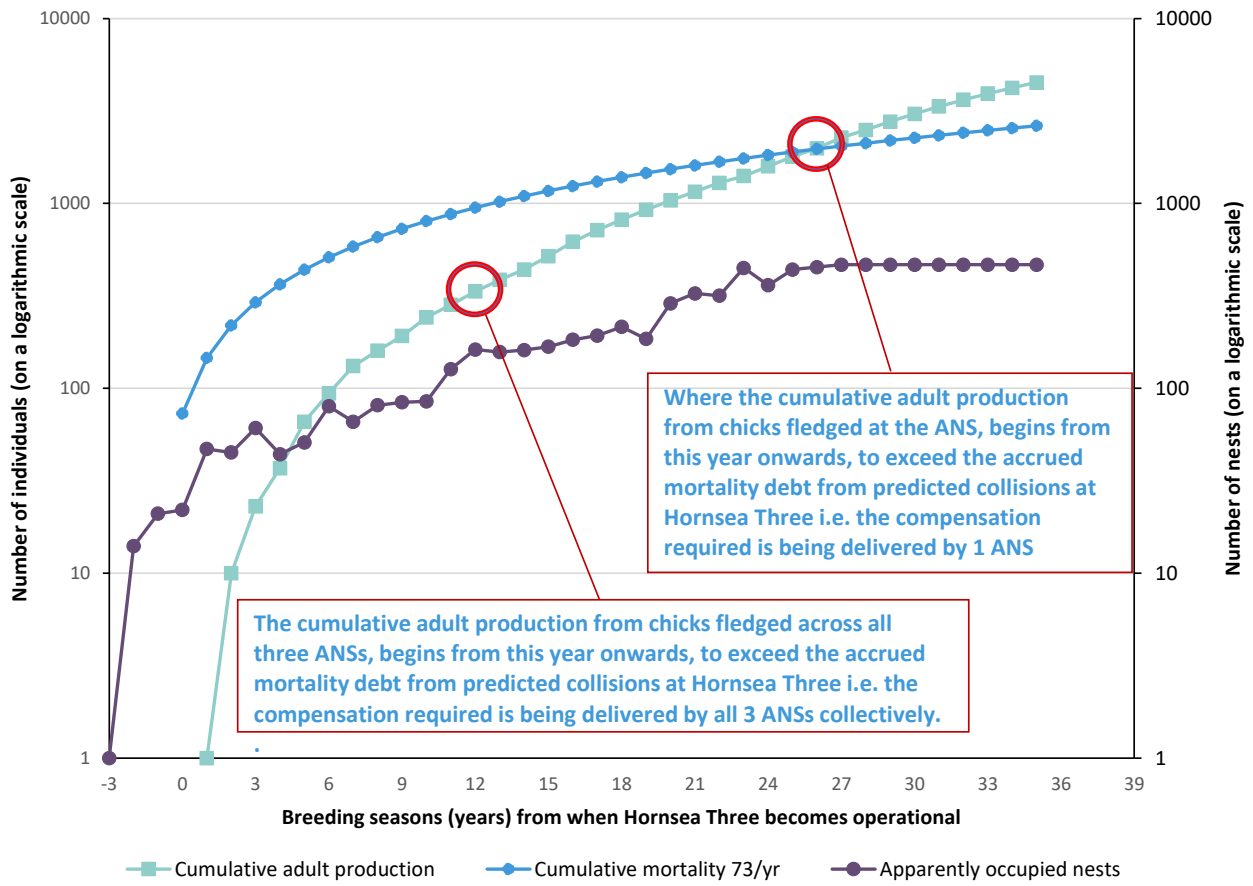


Figure 8.2 Graph of accumulated kittiwake mortality at rate of 73 birds per annum and the size of a new colony with its cumulative production of adults, under the assumptions of the initial colony and growth rate being that as recorded at Coquet Island, and productivity as that averaged in Lowestoft (1.27; 2021).

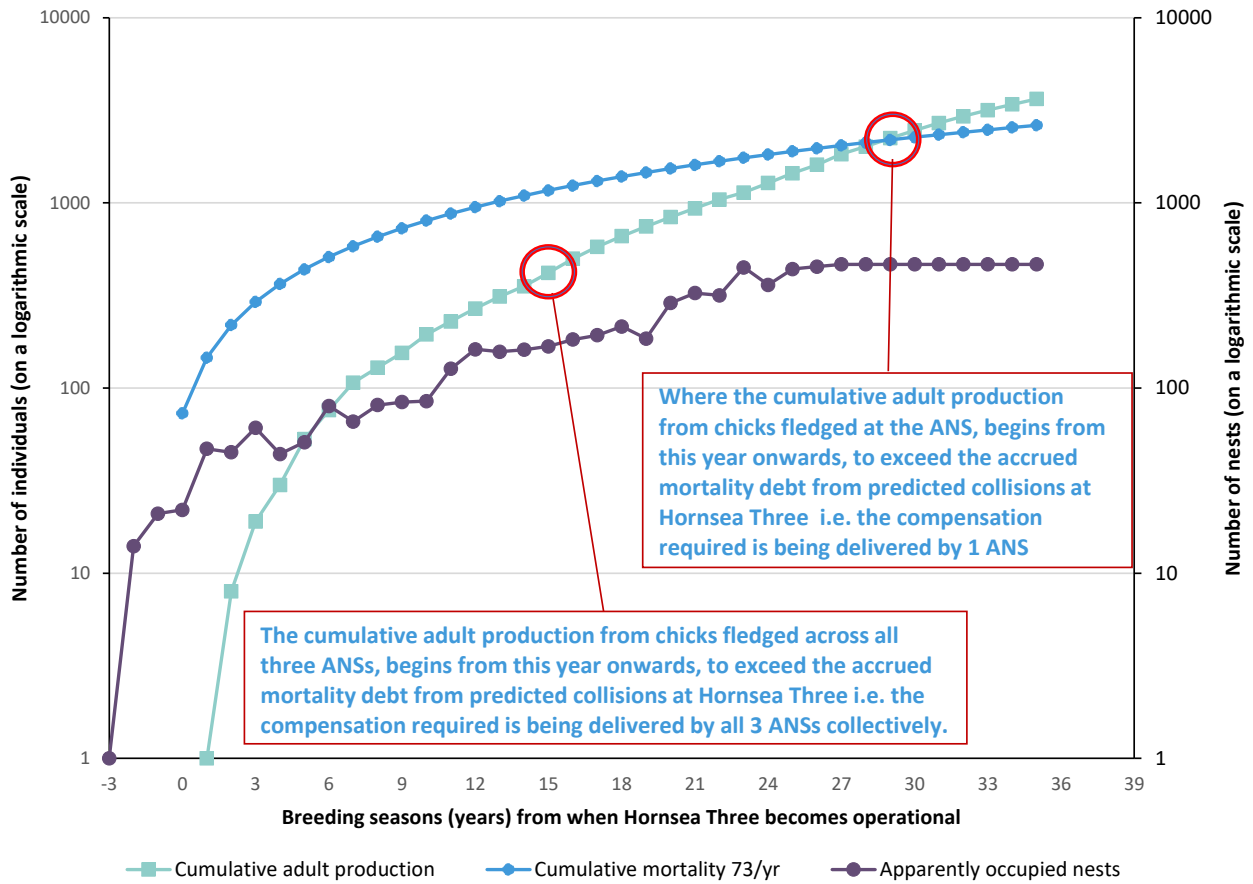


Figure 8.3 Graph of accumulated kittiwake mortality at rate of 73 birds per annum and the size of a new colony with its cumulative production of adults, under the assumptions of the initial colony and growth rate being that as recorded at Coquet Island, and productivity as that averaged in Lowestoft (1.025; 2013-2017).

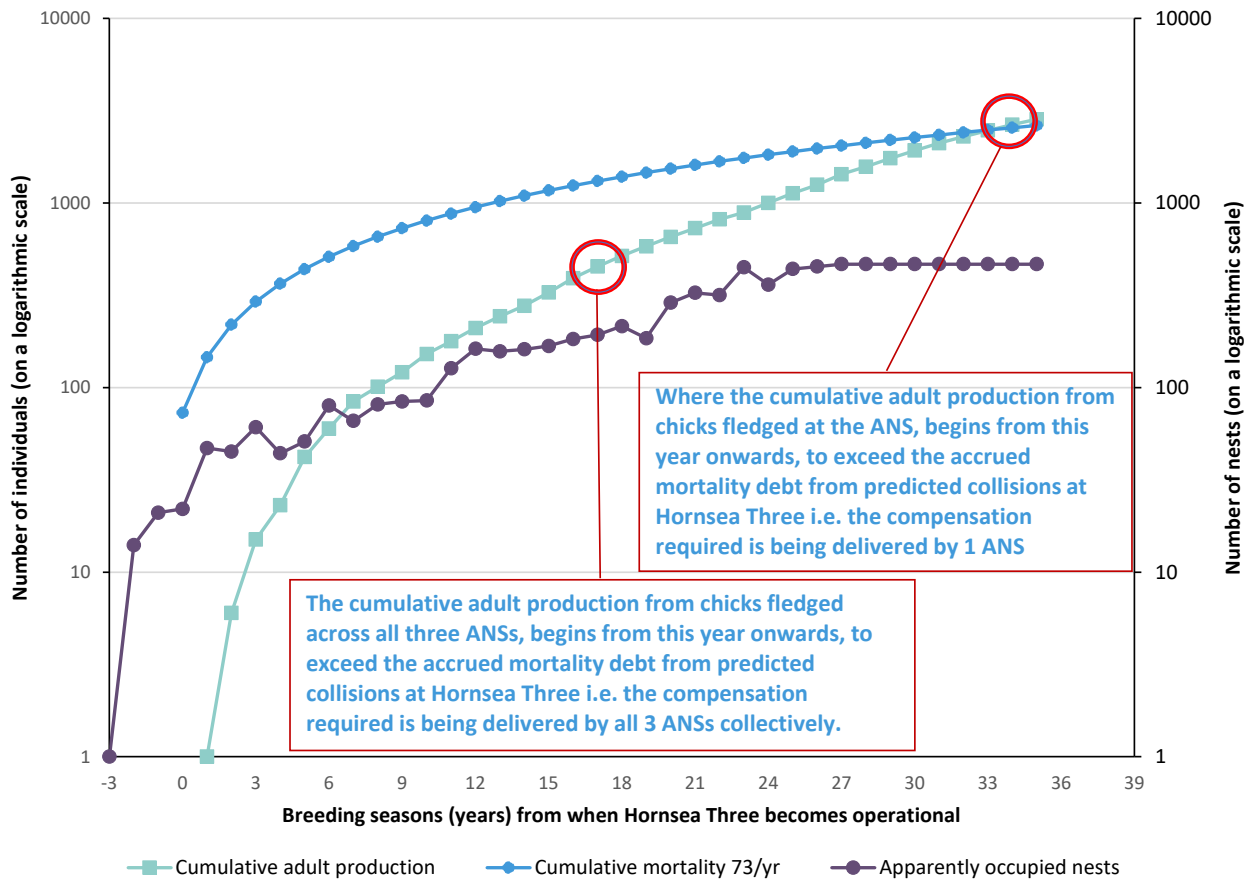


Figure 8.4 Graph of accumulated kittiwake mortality at rate of 73 birds per annum and the size of a new colony with its cumulative production of adults, under the assumptions of the initial colony and growth rate being that as recorded at Coquet Island, and productivity being 0.8 fledglings per pair.

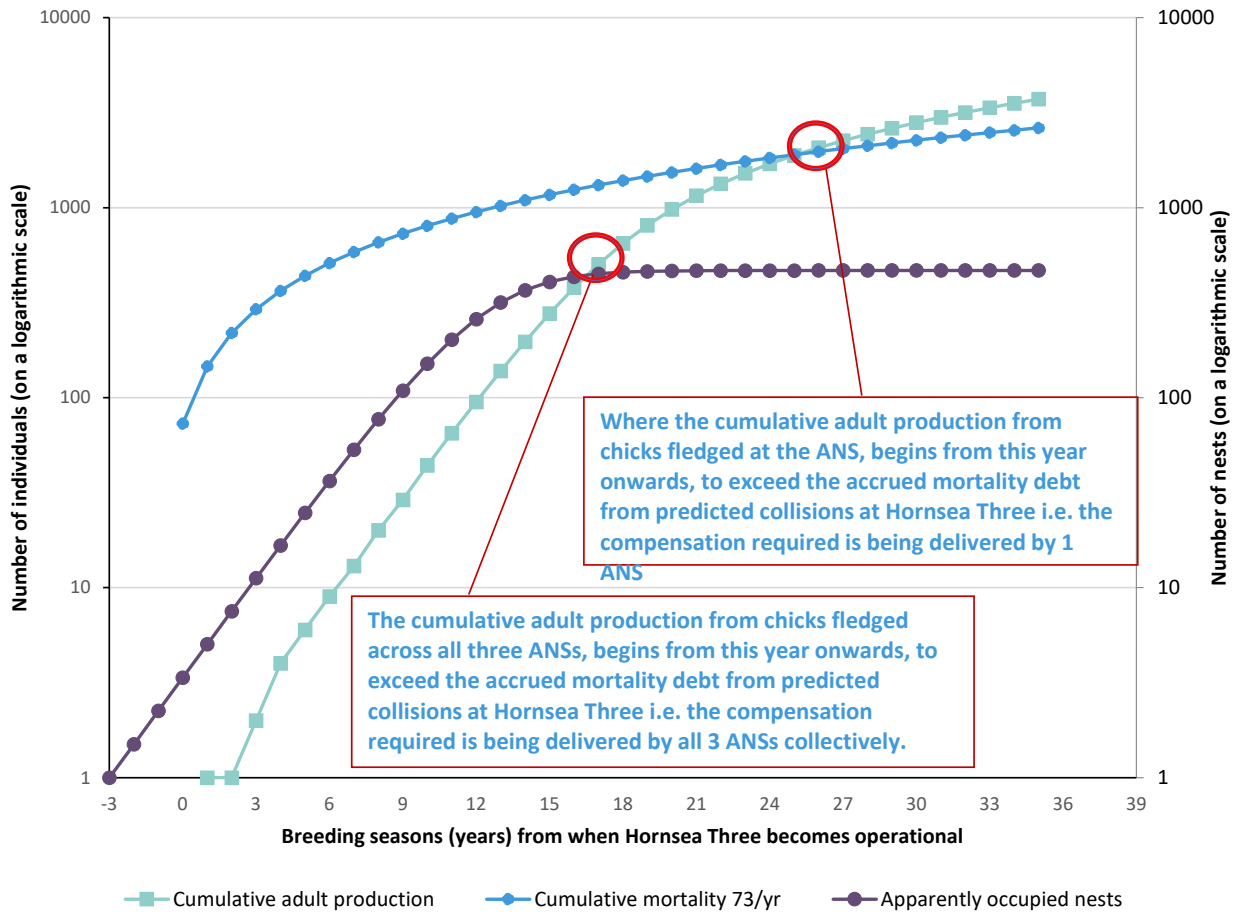


Figure 8.5 Graph of accumulated kittiwake mortality at rate of 73 birds per annum and the size of a new colony with its cumulative production of adults, under the assumptions of the initial colony of one nest, logistic growth rate of 50% and productivity being 0.8 fledglings per pair.

Table 8.1 Modelled accumulation of collision mortality at Hornsea Three against production of adults (assuming first breeding at 4 years old) and various colony logistic growth rates, productivity assumptions, based on an initial colony size of 1 pair at one of the three commissioned ANSs. Shaded cell indicates year in which cumulative adult production from chicks fledged at the ANS, begins to exceed 33.3% (yellow) and 100% (green) accrued mortality debt from predicted collisions at Hornsea Three.

Breeding Season from windfarm operational	Accumulated mortality at Hornsea Three (Operational from Year 0)	Cumulative total of the production of adults (colony initiation three years before Hornsea Three windfarm operational)									
		Initial colony growth rate	20%	20%	20%	50%	50%	50%	80%	80%	80%
		Initial colony size (AON)	1	1	1	1	1	1	1	1	1
		Productivity (fledglings/ nest)	0.8	1.025	1.27	0.8	1.025	1.27	0.8	1.025	1.27
-3	0	0	0	0	0	0	0	0	0	0	
-2	0	0	0	0	0	0	0	0	0	0	
-1	0	0	0	0	0	0	0	0	0	0	
0	73	0	0	0	0	0	0	0	0	0	
1	146	1	1	1	1	1	1	1	1	1	
2	219	1	2	2	1	2	2	2	2	2	
3	292	2	2	3	2	3	3	3	4	4	
4	365	3	3	4	4	5	6	5	6	8	
5	438	3	4	5	6	7	9	9	12	14	
6	511	4	6	7	9	11	13	17	21	26	
7	584	6	7	9	13	17	20	29	38	46	
8	657	7	9	11	20	25	31	52	66	82	
9	730	9	11	13	29	37	46	90	115	143	
10	803	11	14	17	44	56	69	153	195	242	
11	876	13	17	20	65	83	102	248	318	393	
12	949	16	20	25	95	122	150	380	487	603	
13	1022	19	25	31	138	177	219	542	694	860	
14	1095	24	30	37	197	253	313	719	922	1142	
15	1168	29	36	45	277	354	439	902	1155	1431	
16	1241	34	44	54	379	485	601	1085	1391	1722	
17	1314	42	53	66	503	645	799	1269	1626	2014	
18	1387	50	64	79	648	830	1029	1453	1862	2306	
19	1460	60	77	95	808	1036	1283	1637	2097	2598	
20	1533	72	92	114	979	1254	1553	1820	2333	2890	
21	1606	86	110	136	1155	1481	1834	2004	2568	3181	
22	1679	103	132	163	1335	1711	2120	2188	2804	3473	
23	1752	123	157	194	1517	1944	2409	2372	3039	3765	
24	1825	146	187	231	1700	2179	2699	2556	3275	4057	
25	1898	173	222	275	1884	2414	2990	2740	3511	4349	
26	1971	205	263	326	2067	2649	3281	2923	3746	4641	
27	2044	243	311	385	2251	2884	3573	3107	3982	4932	
28	2117	286	366	454	2435	3120	3865	3291	4217	5224	
29	2190	336	430	533	2618	3355	4157	3475	4453	5516	
30	2263	393	504	624	2802	3591	4448	3659	4689	5808	
31	2336	458	587	727	2986	3827	4740	3843	4924	6100	
32	2409	532	681	844	3170	4062	5032	4026	5160	6392	
33	2482	614	787	975	3354	4298	5324	4210	5395	6683	
34	2555	706	904	1120	3538	4533	5616	4394	5631	6975	
35	2628	806	1033	1280	3721	4769	5907	4578	5866	7267	

8.2 Scenario Two – initial colony size of 25 AON

- 8.2.1.1 **Figure 8.6 to 8.10** show the cumulative production of kittiwake and accumulated kittiwake mortality from predicted collisions at Hornsea Three. Each model is based on initial colony size of 25 AONs on the ANS at the point of time three breeding seasons prior to when the windfarm becomes operational, as is the possibility for each of the three commissioned ANS. Otherwise these models use identical parameters values to the models of Scenario One (as stated in **Section 8.1** above). However, the initial growth value is taken from between the second and third breeding season of the colony i.e. 50%, when using growth rate of the kittiwake colony at Coquet Island, as opposed to the 1,300% increase noted the previous year when the colony expanded from an initial one nest to 14 nests. This precautionary approach is taken in the absence of any known examples of a colony at approximately 25 nests exhibiting a comparable or greater numerical increase the following year to 350 nests (i.e. 1,300%). As previously described (see **Section 4.2.1.2** in using a ceiling of 467 AON), a modelled 0.2% for, in this case, the period years 31 to 39 years using a logistic growth rate for those nine years after the real count data in 2021 was at or below 467 nests.
- 8.2.1.2 In common to Scenario One, **Figure 8.6 to 8.10** are for one ANS, and three ANS have been commissioned to deliver the Hornsea Three kittiwake compensation measure. Therefore, progress should be viewed in delivering cumulatively across the structures and lifetime of the project which equates to 73 additional birds per annum over the lifetime of the Hornsea Three (expected to be 35 years). If colonisation, growth rate and productivity were equal across all three ANS, then the compensation measure would be delivered cumulatively across the structures when the cumulative production of adults at each ANSs attains 33.3% of the cumulative mortality from predicted collisions at Hornsea Three (i.e. 852²² additional breeding birds to the existing wider breeding population). This would be achieved between the 12th and 23rd breeding season after Hornsea Three becoming operational depending on the five productivity scenarios when using an initial colony size of 25 nests. Moreover, the cumulative adult production from chicks fledged at the ANS, begins to exceed 33.3% of the accrued mortality debt from predicted collisions at Hornsea Three i.e. the compensation required is being delivered by all 3 commissioned ANS collectively, from between the 5th and 9th breeding season after Hornsea Three becoming operational depending on the five productivity scenarios above.
- 8.2.1.3 **Table 8.2** shows further examples to those already present in **Table 8.1**, of modelled outputs of the time taken to repay mortality debt at further differing rates of colony growth, productivity and initial colony size, when using the logistic growth rate model. As noted previously (see **Section 8.1.1.3**), this model accommodates for a decreasing growth rate with time and fluctuating productivity values, which for the example shown in **Figure 8.6**, declines from 50% to 22% by the 13th breeding season of an ANS and to 1% in 19th breeding season of an ANS.
- 8.2.1.4 **Table 8.3** presents some of the data from **Figure 8.7 to Figure 8.10**, i.e. the modelled outputs of the time taken to repay mortality debt at differing rates of productivity, from an initial colony size of 25 and when using the growth rates observed at the Coquet Island colony over the last 30 years.

²² 73 kittiwake per year for 35 years (2,555) divided by three.

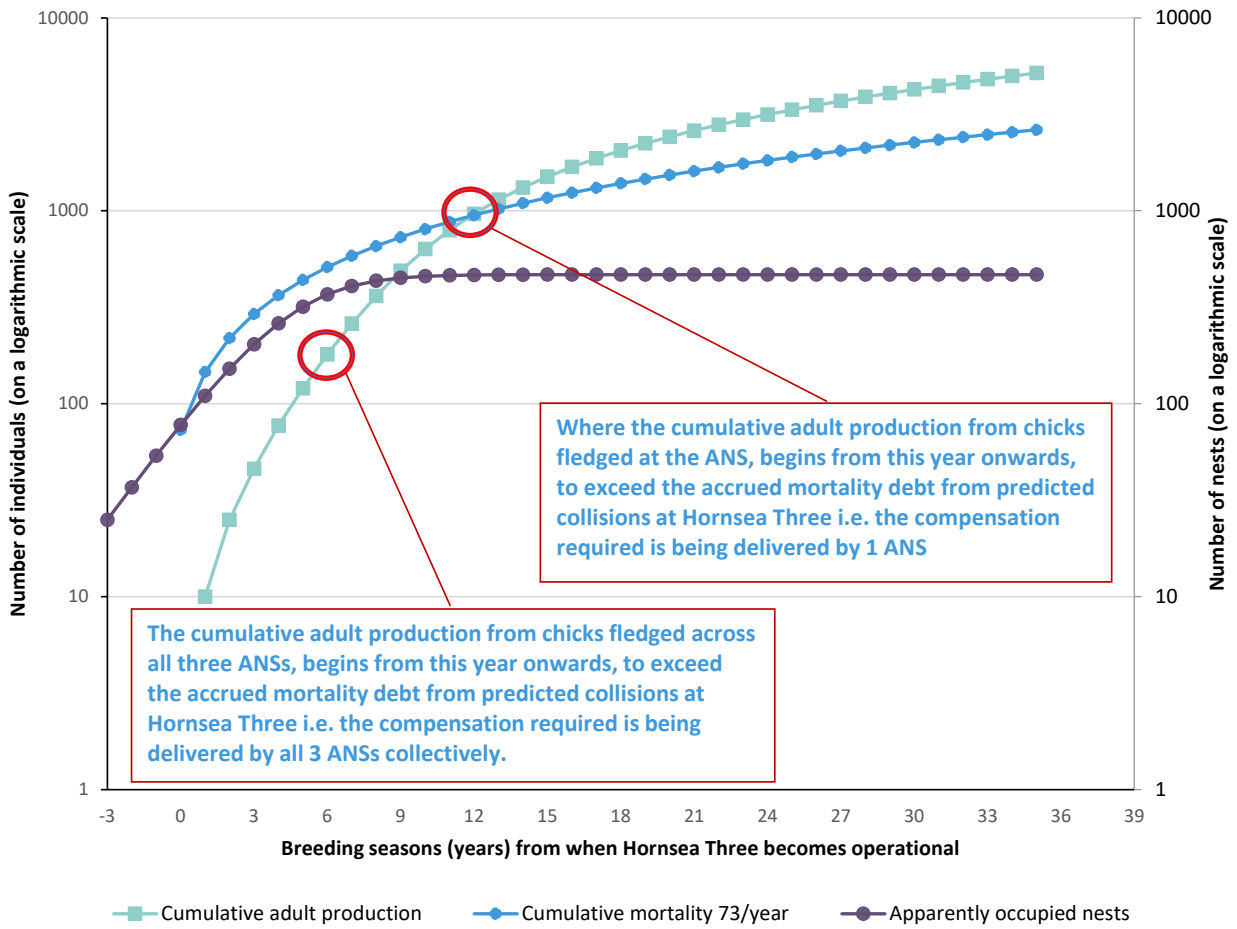


Figure 8.6 Graph of accumulated kittiwake mortality at rate of 73 birds per annum and the size of a new colony with its cumulative production of adults, under the assumptions of an initial colony of 25 nests, logistic growth rate of 50% and productivity being 0.8 fledglings per pair.

Table 8.2 Modelled accumulation of collision mortality at Hornsea Three against production of adults (assuming first breeding at 4 years old) and various colony logistic growth rates, productivity assumptions, based on an initial colony size of 25 pairs at one of the commissioned ANSs. Shaded cell indicates year in which cumulative adult production from chicks fledged at the ANS, begins to exceed 33.3% (yellow) and 100% (green) accrued mortality debt from predicted collisions at Hornsea Three.

Breeding Season from windfarm operational	Accumulated mortality at Hornsea Three (Operational from Year 0)	Cumulative total of the production of adults (colony initiation three years before Hornsea Three windfarm operational)									
		Initial colony growth rate	20%	20%	20%	50%	50%	50%	80%	80%	80%
		Initial colony size (AON)	25	25	25	25	25	25	25	25	25
		Productivity (fledglings/ nest)	0.8	1.025	1.27	0.8	1.025	1.27	0.8	1.025	1.27
-3	0	0	0	0	0	0	0	0	0	0	
-2	0	0	0	0	0	0	0	0	0	0	
-1	0	0	0	0	0	0	0	0	0	0	
0	73	0	0	0	0	0	0	0	0	0	
1	146	10	13	16	10	13	16	10	13	16	
2	219	22	28	35	25	32	39	28	35	44	
3	292	36	46	57	46	59	73	57	73	91	
4	365	52	67	83	77	98	121	107	137	170	
5	438	72	92	114	120	153	190	186	238	295	
6	511	95	121	150	180	230	285	301	386	478	
7	584	122	156	193	260	333	412	450	577	715	
8	657	153	196	243	362	464	575	622	797	987	
9	730	190	243	302	488	624	774	803	1029	1274	
10	803	233	298	369	633	811	1004	986	1263	1565	
11	876	282	361	447	793	1016	1259	1170	1499	1857	
12	949	338	433	537	964	1235	1530	1354	1734	2149	
13	1022	403	516	639	1141	1461	1810	1537	1970	2440	
14	1095	475	609	754	1321	1692	2096	1721	2205	2732	
15	1168	557	713	884	1503	1925	2385	1905	2441	3024	
16	1241	647	829	1027	1686	2160	2676	2089	2676	3316	
17	1314	747	957	1185	1869	2394	2967	2273	2912	3608	
18	1387	856	1096	1358	2053	2630	3258	2457	3147	3899	
19	1460	973	1247	1545	2236	2865	3550	2640	3383	4191	
20	1533	1099	1409	1745	2420	3101	3842	2824	3618	4483	
21	1606	1234	1580	1958	2604	3336	4133	3008	3854	4775	
22	1679	1375	1761	2182	2788	3572	4425	3192	4089	5067	
23	1752	1523	1951	2417	2971	3807	4717	3376	4325	5359	
24	1825	1676	2148	2661	3155	4043	5009	3560	4560	5650	
25	1898	1835	2351	2913	3339	4278	5301	3743	4796	5942	
26	1971	1998	2560	3172	3523	4514	5592	3927	5032	6234	
27	2044	2165	2773	3436	3707	4749	5884	4111	5267	6526	
28	2117	2335	2991	3706	3891	4985	6176	4295	5503	6818	
29	2190	2507	3212	3980	4074	5220	6468	4479	5738	7110	
30	2263	2682	3436	4257	4258	5456	6760	4662	5974	7401	
31	2336	2858	3661	4537	4442	5691	7051	4846	6209	7693	
32	2409	3036	3889	4819	4626	5927	7343	5030	6445	7985	
33	2482	3215	4118	5103	4810	6162	7635	5214	6680	8277	
34	2555	3394	4349	5388	4994	6398	7927	5398	6916	8569	
35	2628	3575	4580	5675	5177	6633	8219	5582	7151	8860	

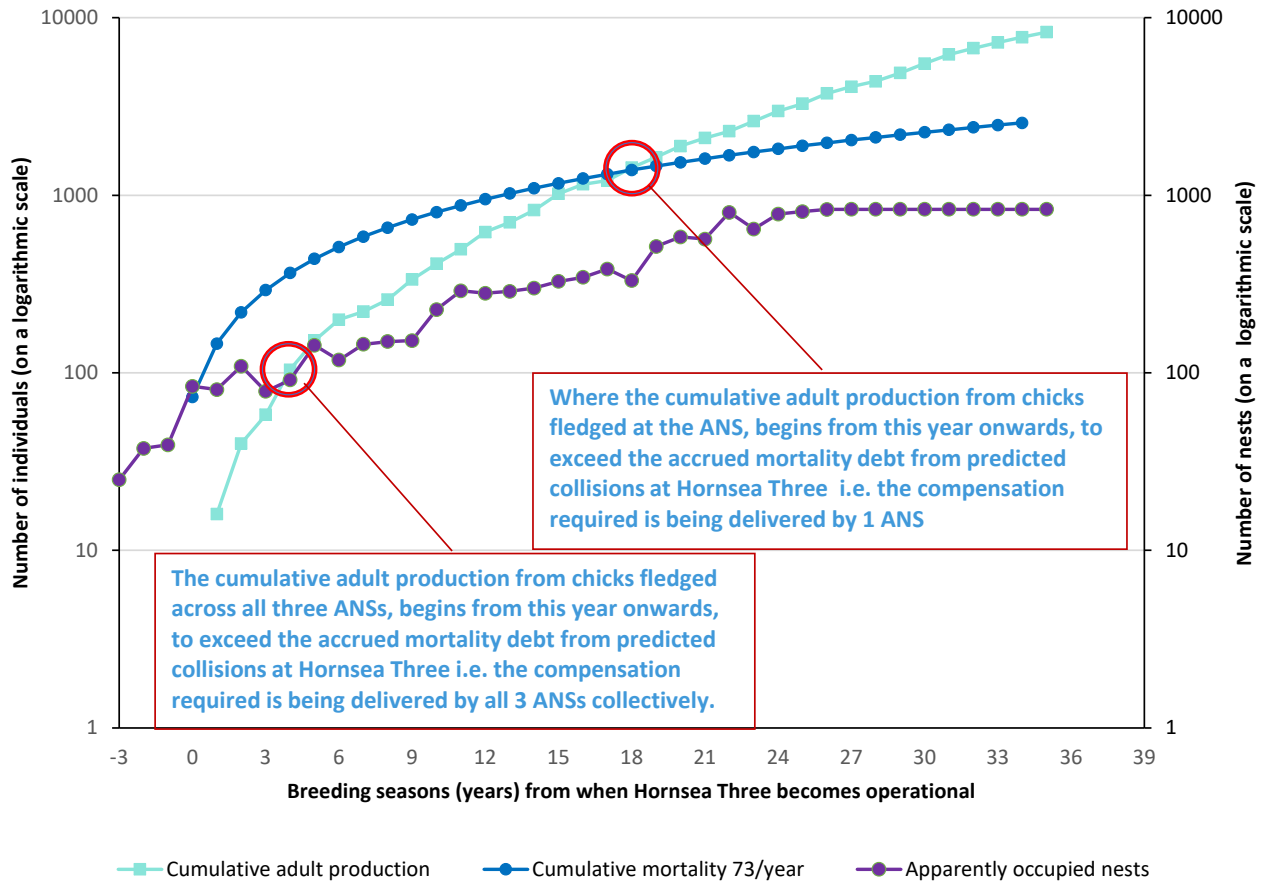


Figure 8.7 Graph of accumulated kittiwake mortality at a rate of 73 birds per annum and the size of a new colony with its cumulative production of adults, under the assumptions of an initial colony of 25 nests, with a growth rate and productivity matching that recorded at Coquet Island²³.

²³ The initial colony size, growth rate and its productivity assumes that recorded at Coquet Island from Year 1 (in 1991) to Year 29 (in 2019), with a logistic growth model and productivity of 1.07 (mean fledglings per pair, 2015-2019 at Coquet Island) used for the remaining years to best describe what may be predicted naturally for this colony.

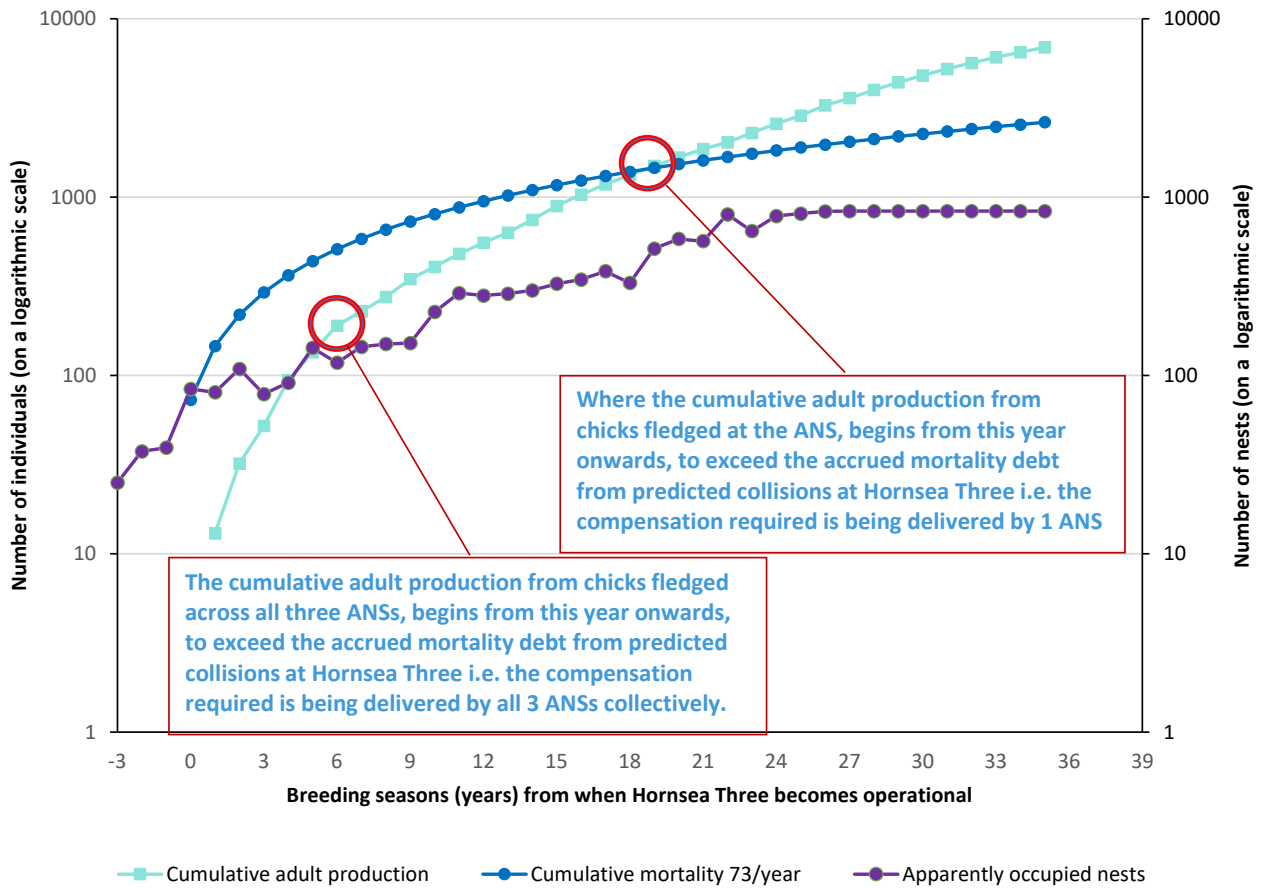


Figure 8.8 Graph of accumulated kittiwake mortality at rate of 73 birds per annum and the size of a new colony with its cumulative production of adults, under the assumptions of an initial colony of 25 nests a growth rate matching that recorded at Coquet Island, and productivity as that averaged in Lowestoft (1.025; 2013-2017).

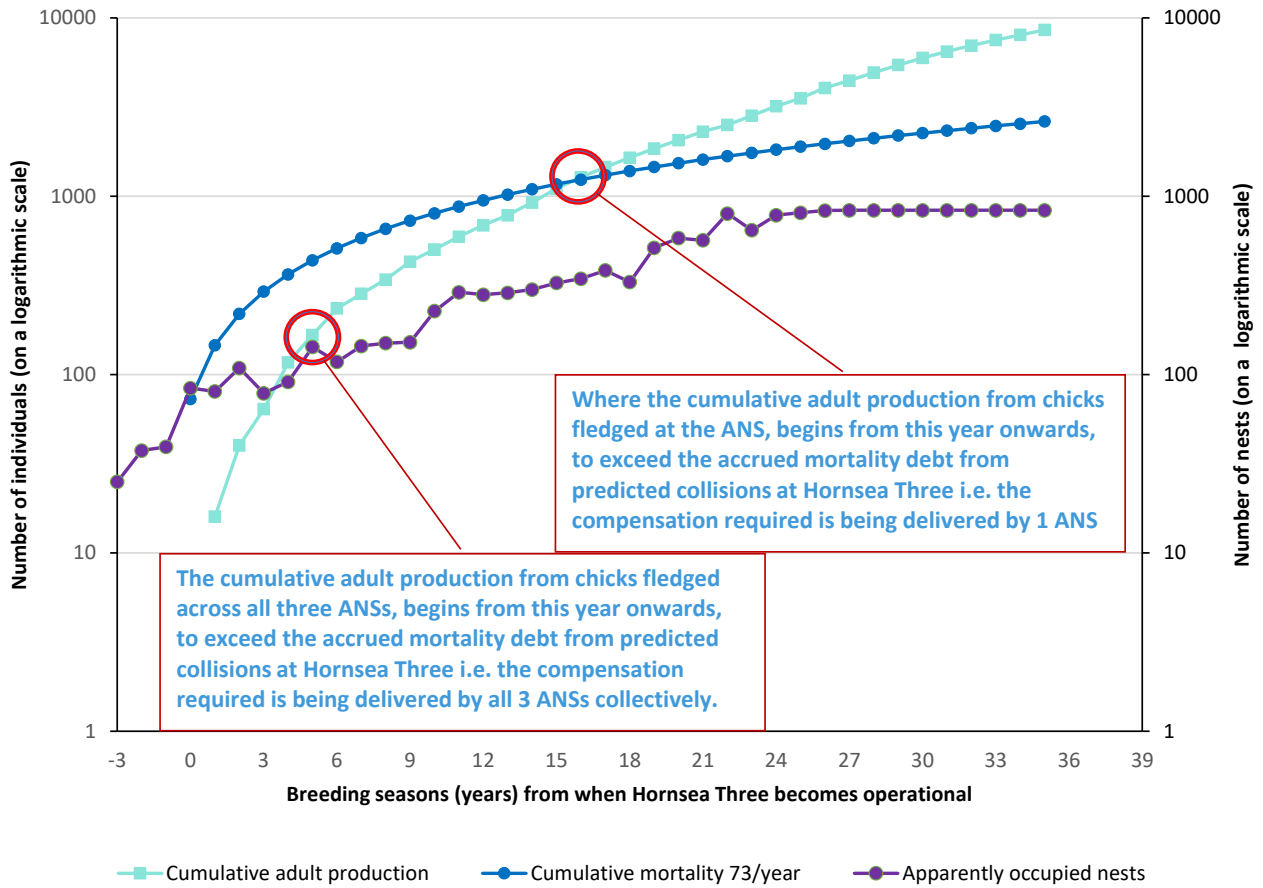


Figure 8.9 Graph of accumulated kittiwake mortality at rate of 73 birds per annum and the size of a new colony with its cumulative production of adults, under the assumptions of an initial colony of 25 nests, a growth rate that matches that recorded at Coquet Island, and productivity as that in Lowestoft (1.27; 2021).

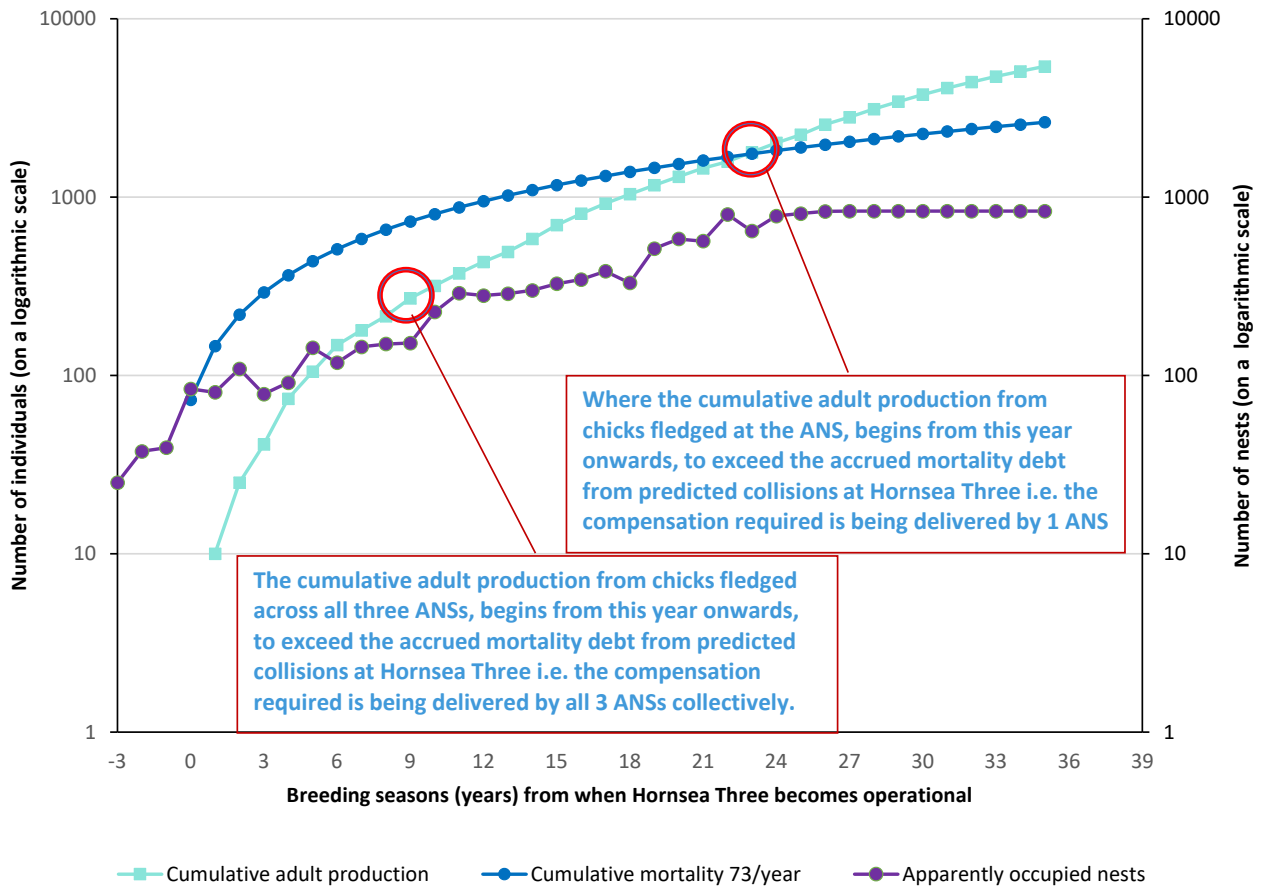


Figure 8.10 Graph of accumulated kittiwake mortality at rate of 73 birds per annum and the size of a new colony with its cumulative production of adults, under the assumptions of the initial colony of 25 nests and growth rate being that as recorded at Coquet Island, and productivity of 0.8 fledglings per pair.

Table 8.3 Modelled accumulation of collision mortality at Hornsea Three against production of adults (assuming first breeding at 4 years old) and growth rates based on those observed at Coquet Island, across various productivity assumptions, based on an initial colony size of 25 pairs. Shaded cell indicates year in which cumulative adult production from chicks fledged at the ANS, begins to exceed 33.3% (yellow) and 100% (green) accrued mortality debt from predicted collisions at Hornsea Three.

Breeding Season from windfarm operational	Accumulated mortality at Hornsea Three (Operational from Year 0)	Cumulative total of the production of adults (colony initiation three years before Hornsea Three windfarm operational)				
		Colony growth rate	Coquet Island, 1991-2022			
		Initial colony size (AON)	25	25	25	25
		Productivity (fledglings/ nest)	0.8 (Coulson 2017)	1.025 (5 year mean (2013-2017), Lowestoft)	1.27 (2021, Lowestoft)	0.4 – 1.69 (matching Coquet Island, 1993-2019)
-3	0	0	0	0	0	
-2	0	0	0	0	0	
-1	0	0	0	0	0	
0	73	0	0	0	0	
1	146	10	13	16	16	
2	219	25	32	40	40	
3	292	41	52	64	58	
4	365	74	94	117	104	
5	438	105	135	167	152	
6	511	148	190	235	199	
7	584	179	229	284	221	
8	657	215	275	341	258	
9	730	271	347	430	335	
10	803	318	407	504	411	
11	876	374	480	594	496	
12	949	433	555	688	621	
13	1022	493	632	783	703	
14	1095	583	746	924	824	
15	1168	696	892	1105	1019	
16	1241	807	1034	1280	1152	
17	1314	920	1179	1460	1209	
18	1387	1038	1330	1648	1430	
19	1460	1167	1495	1852	1639	
20	1533	1302	1669	2067	1893	
21	1606	1453	1862	2307	2100	
22	1679	1583	2029	2513	2295	
23	1752	1786	2289	2835	2615	
24	1825	2015	2582	3199	2978	
25	1898	2238	2868	3552	3275	
26	1971	2553	3271	4052	3748	
27	2044	2807	3596	4455	4086	
28	2117	3115	3992	4945	4382	
29	2190	3433	4400	5450	4885	
30	2263	3761	4819	5970	5513	
31	2336	4089	5240	6491	6211	
32	2409	4417	5661	7012	6730	
33	2482	4746	6081	7533	7250	
34	2555	5074	6502	8054	7770	
35	2628	5402	6923	8575	8290	

9 Synthesis

9.1 Assuming colonisation in the first year of ANS availability

- 9.1.1.1 The preceding section ([Section 8](#)) presents models at the scale of a single ANS which it then summarises the cumulative output of for the three commissioned ANS combined on the premise that these are colonised three years prior to the operation of Hornsea Three.
- 9.1.1.2 In each of the scenarios presented in [Figure 8.1 – 8.5](#), when the initial size of colony is one nest, the cumulative adult production from chicks fledged at the ANS, begins to exceed 33.3% of the accrued mortality debt from predicted collisions at Hornsea Three from **between the 11th and 17th breeding season** after Hornsea Three becoming operational depending on the five productivity scenarios above. This time window between colony initiation and when the ANS recruitment into the breeding adult population begins to exceed 33.3% of the accrued mortality debt from predicted collisions at Hornsea Three, is reduced to **between the 5th and 9th breeding season** when the initial size of colony is 25 nests. All models of either scenarios of initial size of colony as presented in [Figure 8.1 - 8.10](#) achieve exceeding 33.3% of the accrued mortality debt, i.e. the compensation required is being delivered by all three ANS collectively, **comfortably within the expected 35 year lifespan of Hornsea Three**.

9.2 Impact of delayed colonisation of an ANS

- 9.2.1.1 Whilst a combination of calls, decoys and nests will be incorporated into initial structure design of the ANS to further initiate colonisation by breeding kittiwake (Orsted 2020), it's acknowledged that this doesn't guarantee that colonisation of an ANS will occur in its first year of availability. The above findings suggest that any delay in colonisation would result in an equivalent delay for compensation to exceed mortality (i.e. pay back the mortality debt). Every year of delay in initial colonisation of an ANS is another year before the ANS achieves compensation for part or all of the collision mortality debt. This holds true irrespective of the scenario considered for colony growth rate, productivity and number of nests at initial colonisation of those plotted in [Figure 8.1 - 8.10](#). However, when considered collectively whereupon colonisation of one ANS is delayed by, for example three years, and the other two were colonised in year one, the cumulative accrued mortality debt would be paid off quicker, i.e., in two years, than if all three ANSs were delayed in colonisation by three years. If all three ANSs had delays in colonisation of three years, then there would be a three year delay in pay back to mortality debt..

9.3 Prospecting and colonisation of the commissioned ANS

- 9.3.1.1 Three ANS are already in place and were commissioned in June 2023, which was eight months prior to the start of the third full breeding season required before operation of Hornsea Three. However, from the perspective of the prospective breeder, the three ANS were available from four breeding seasons before operation of Hornsea Three, as birds prospecting for nesting sites do so late in the breeding season the year previous to breeding (Coulson 2011). These ANS are in ecologically optimum locations, and have specific designs to maximise the chance of colonisation. Both aspects were agreed with the OoEG. Niras's 2023 monitoring report shows that the existing kittiwake colonies in Lowestoft and Sizewell are performing particularly well, with productivity (mean number of chicks per nest) of 1.16 and 1.02 recorded for Lowestoft and Sizewell respectively, and values of 0.91 or less recorded at the existing North East colonies (refer to the report for full details). A prospecting kittiwake was already observed and photographed at ANS 1. The three ANS have every chance of success and together provide space for 1,512 breeding pairs of kittiwake.

9.4 Productivity of the commissioned ANSs

- 9.4.1.1 The three commissioned ANS proposed for the Hornsea Three kittiwake compensation measure are nearshore structures off the East Suffolk coast. It is pertinent to note that the modelled scenarios of colony growth have been parametrised by rates of growth and productivity recorded at onshore colonies, where breeding success has been shown to be lower than colonies on offshore structures within the same part of coast (Christensen-Dalsgaard *et al.* 2019). This is evidenced in Suffolk by productivity of the colonies on the two nearshore rigs at Sizewell recorded as 1.38, 1.15 and 1.02 fledglings per nest in 2021, 2022 and 2023 respectively, whereas it was 1.27, 0.99 and 1.16 at nearby Lowestoft town

(NIRAS 2021, 2022, 2023). Given the three commissioned ANS are located in the nearshore environment, this suggests they too may have on average a higher rate of productivity.

9.4.1.2

9.5 Potential impact of a delay in colonisation on SPA populations and network coherence

9.5.1.1 There is, for all breeding populations, a range of parameter value combinations below which a colony is not self-sustaining and before which excess productivity falls below a specified level (e.g. dispersal of 73 breeding adults into the wider population). What is of ecological pertinence to Hornsea Three is that cumulatively across the three ANS, the agreed annual excess productivity is attained and maintained, with the accrued debt fully compensated, at a point within the windfarm's operational lifespan. A realistic timeframe for this, when reviewing a range of predicted scenarios as in the preceding tables ([Table 8.1](#), [Table 8.2](#), and [Table 8.3](#)), is captured by those scenarios whose parameter values lie within recent and known natural variation. If the excess productivity of an ANS does not rise above a specified level (e.g. dispersal of 73 breeding adults into the wider population) within the infancy of the windfarm's operational lifespan, it does not reflect failure. To identify where the cut-off lies when productivity is falling below a specified level, evitability scenarios need to be run that fail to achieve the set objective. Of the 26 scenarios presented, it is where a combination of the parameter values lie outside the range of recent natural variability (i.e. initial colony growth rate of 20%; see [section 4.1](#)), that the ANS is predicted to fail to accumulate adult production that exceeds more than 33.3% of the accumulated mortality from collision predicted over 35 years.

9.5.1.2 For those scenarios where the controlling parameter values lie within the range of recent natural variability, they suggest a delay of a few breeding seasons²⁴ in their colonisation by kittiwake will have **no consequence on the effectiveness of the proposed compensation measure** with respect to the Flamborough and Filey Coast Special Protection Area (FFC SPA) population (or wider North Sea population) or coherence of the network for kittiwake. Such a delay in the agreed annual excess productivity being attained and maintained, with the accrued debt fully compensated, is proportionately small temporally and numerically in the wider context, that it will not represent any meaningful and detectable impact in the coherence of the network for kittiwake. The planned compensation measures will be in place over the long-term (35+ years) so a delay of one to a few breeding seasons in colonisation would have a *de minimis* impact on the overall success of these measures.

9.6 Proposed fourth ANS

9.6.1.1 Should the fourth ANS intended to be built on the north-east English coast, be installed prior to final commissioning, then the earliest colonisation of that structure that can occur is three breeding seasons after that possible for the three commissioned ANS. In consequence, the colony's growth curve at the fourth ANS would be progressing three years behind that of the three commissioned ANS should (i) all ANS be colonised in their first breeding season and (ii) all follow the same colony growth trajectory. [Figure 9.1](#) shows the same colony growth curve as that in [Figure 8.1](#) but for the proposed fourth ANS in relation to the breeding seasons from when Hornsea Three becomes operational (shown by the x-axis). Moreover with the addition of the fourth ANS, in each of the scenarios presented in [Figure 8.1 – 8.5](#), when the initial size of colony is one nest, the combined cumulative adult production from chicks fledged at the ANS, will begin to exceed the accrued mortality debt from predicted collisions at Hornsea Three earlier, i.e. from **between the 10th and 16th breeding season** after Hornsea Three becoming operational depending on the five productivity scenarios above. This time window between colony initiation and when the combined ANS recruitment into the breeding adult population begins to exceed the accrued mortality debt from predicted collisions at Hornsea Three, is further reduced to **between the 4th and 7th breeding season** when the initial size of colony is 25 nests.

²⁴ i.e. around two, three or four years.

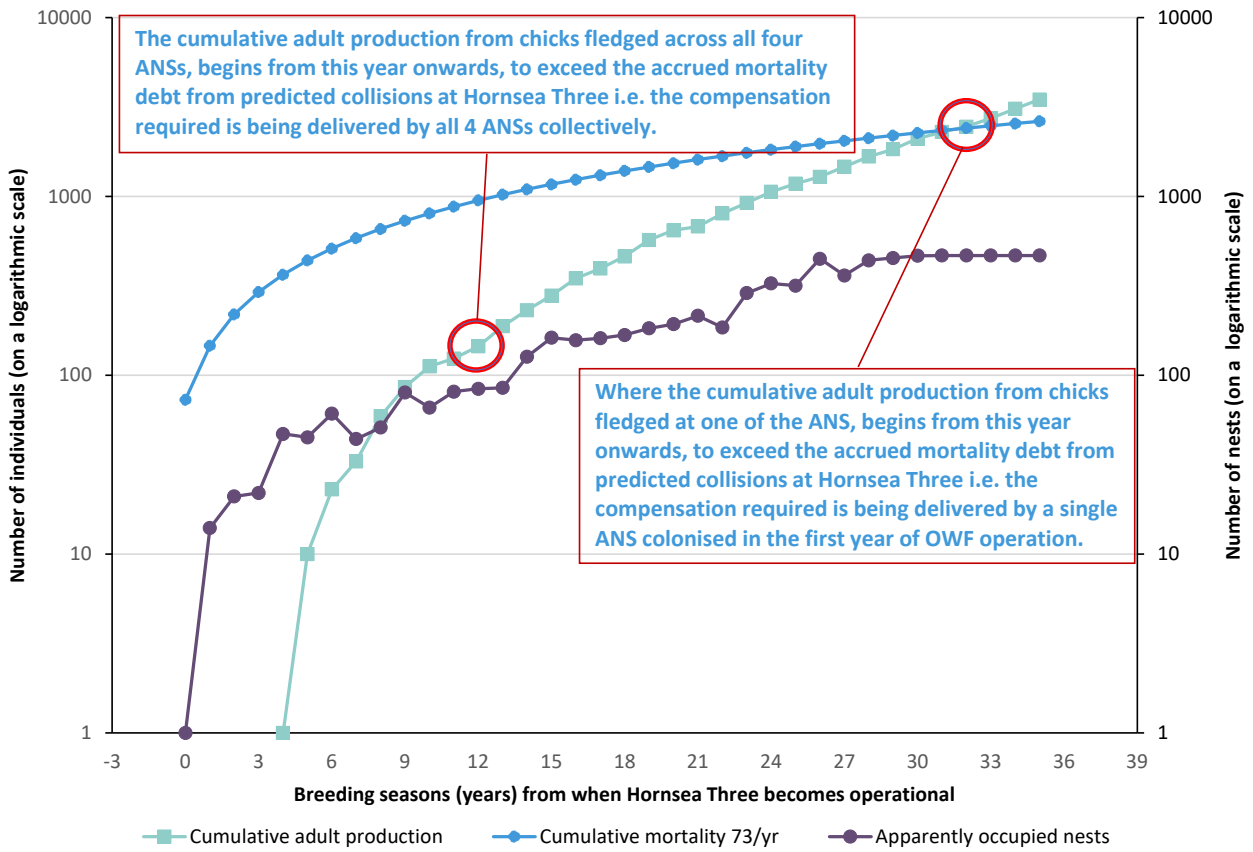


Figure 9.1 Graph of accumulated kittiwake mortality at a rate of 73 birds per annum and the size of a new colony with its cumulative production of adults from the 4th ANS, under the assumptions of (1) the initial colony, growth rate and productivity being that as recorded at Coquet Island, and (2) that the year of colonisation of this fourth ANS is when Hornsea Three becomes operational i.e. three years after the availability for colonisation of each of the three ANSs constructed off the coastline of east Suffolk

10 References

Coulson, J.C. (2011). *The Kittiwake*. T. & A.D. Poyser, London.

Coulson, J.C. (2017). Productivity of the black-legged kittiwake *Rissa tridactyla* required to maintain numbers. *Bird Study* 64: 84-89.

Christensen-Dalsgaard, S., Langset, M. and Anker-Nilssen, T. (2019). Offshore oil rigs – a breeding refuge for Norwegian black-legged kittiwakes *Rissa tridactyla*? *Seabird* 32: 20-32.

Horswill, C. and Robinson, R.A. (2015). *Review of seabird demographic rates and density dependence*. JNCC Report No. 552. JNCC, Peterborough.

Kildaw, S.D., Irons, D.B., Nysewander, D.R. & Buck, C.L. (2005). Formation and growth of new seabird colonies: the significance of habitat quality. *Marine Ornithology* 33: 49-58.

Natural England (2021). *Norfolk Boreas Offshore Wind Farm: Natural England's advice on the Flamborough and Filey Coast Special Protection Area (FFC SPA) in principle compensation measures*. Planning Inspectorate Reference: EN010087

Orsted (2020). *Response to the Secretary of State's Minded to Approve Letter Annex 2 to Appendix 2 (Kittiwake Compensation Plan): Kittiwake Artificial Nest Provisioning: Ecological Evidence*. Orsted Hornsea Project Three (UK) Ltd., London.

NIRAS (2021). *Annual Monitoring Report of Onshore Kittiwake Colonies 2021*. Report commissioned by Orsted Hornsea Project Three (UK) Ltd.. NIRAS (UK) Group Ltd., Cambridge, UK.

NIRAS (2022). *Annual Monitoring Report of Onshore Kittiwake Colonies 2022*. Report commissioned by Orsted Hornsea Project Three (UK) Ltd.. NIRAS (UK) Group Ltd., Cambridge, UK.

NIRAS (2023). *Annual Monitoring Report of Onshore Kittiwake Colonies 2023*. Report commissioned by Orsted Hornsea Project Three (UK) Ltd.. NIRAS (UK) Group Ltd., Cambridge, UK.

Vandermeer, J. (2010) How Populations Grow: The Exponential and Logistic Equations. *Nature Education Knowledge* 3(10):15 <https://www.nature.com/scitable/knowledge/library/how-populations-grow-the-exponential-and-logistic-13240157/> (Accessed 20th November 2022).