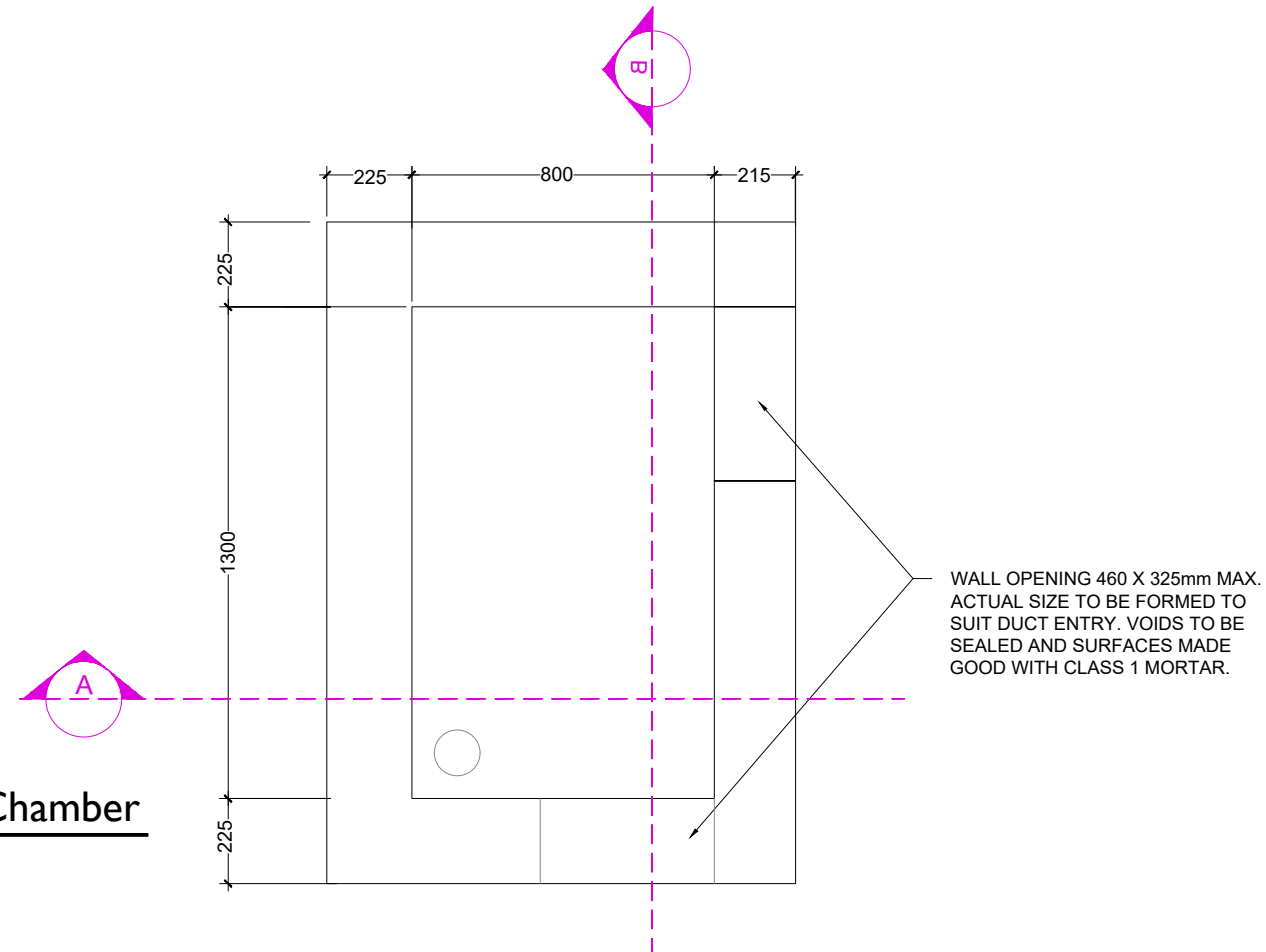
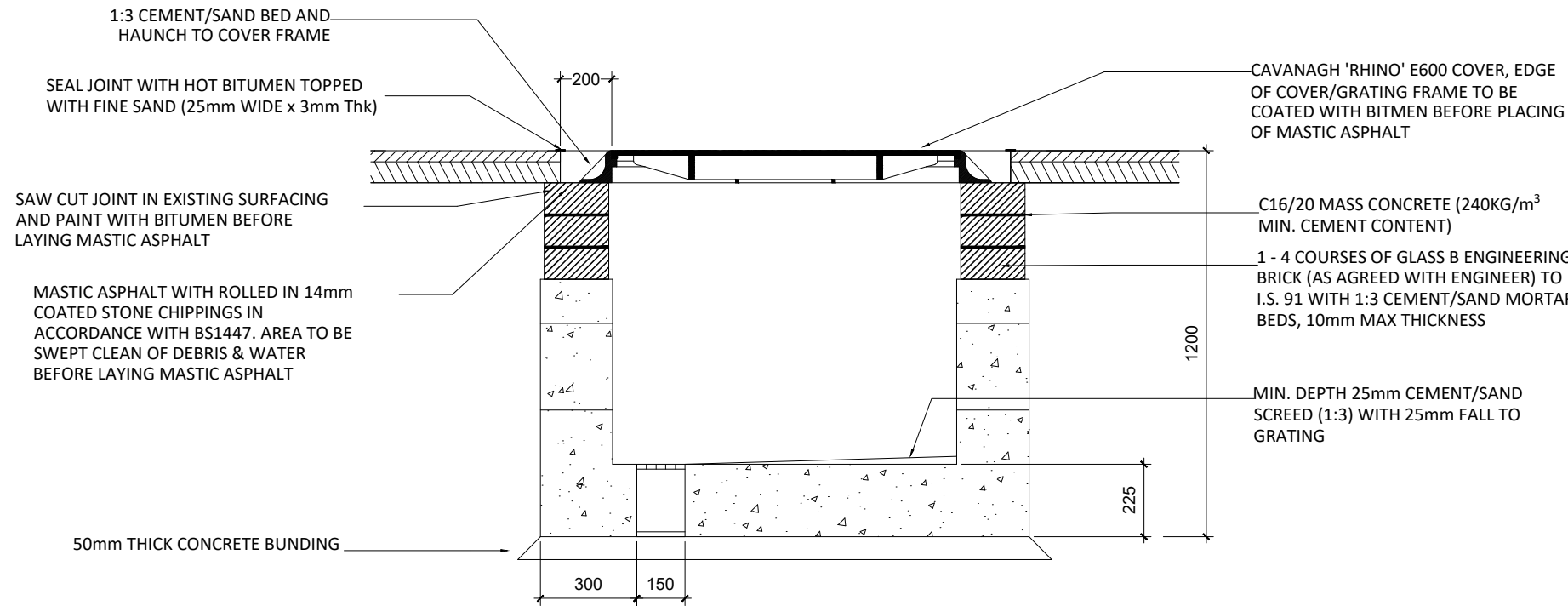


NOTES;

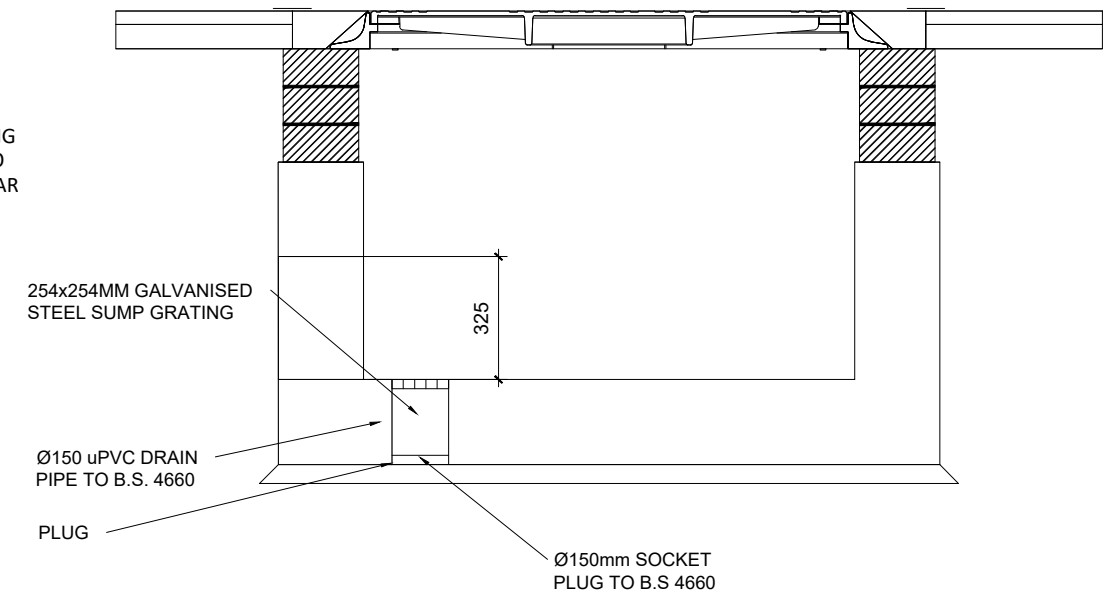
1. ALL DIMENSION IN MILLIMETERS UNLESS OTHERWISE STATED
2. REINSTATEMENTS TO COMPLY WITH REQUIREMENTS OF THE RELEVANT LOCAL AUTHORITY/ASSET OWNER
3. ALL MATERIALS AND WORKMANSHIP TO BE IN ACCORDANCE WITH NRA/T.I.I. SPECIFICATION FOR ROADWORKS, MAY 2005 & SUBSEQUENT REVISIONS
4. REINFORCED CONCRETE TO BE MINIMUM GRADE C32 / 40, SULPHATE RESISTING CEMENT TO BE USED WHERE AGGRESSIVE SOIL CONDITIONS APPLY, REFER TO TABLE 6.1 OF THE BRITISH STANDARD 8110.
5. CARRAIGEWAY COVERS AND FRAMES TO BE TO B.S EN 124.
6. ALL COVERS SHALL HAVE "ESB" LOGO INCORPORATED IN THEM TO THE APPROVAL OF EIRGRID
7. FURTHER DETAILS WILL BE PROVIDED BY EIRGRID.
8. FINAL POSITION OF EARTH LINK CHAMBERS SHALL BE AGREED WITH EIRGRID



Typical Plan of Earth Link Chamber
SCALE 1:20



Earth Link Chamber - Section A
SCALE 1:20



Earth Link Chamber - Section B
SCALE 1:20



Head Office
Beenreigh,
Abbeydorney,
Tralee, Co. Kerry
Ireland
Tel: 00353 66 7135710

CLIENT



PROJECT

Clogherchor Wind Farm
110kV Grid Connection

PROJECT NUMBER
05-725

SHEET NUMBER
05725-DR-126

SHEET TITLE

Typical Earth Link
Chamber Details

DRAWING STATUS
For Information

ISSUE/REVISION

NO.	DATE	DESCRIPTION
P01	11.01.23	Issued for Information
P00	03.10.22	Issued for Information
I/R	DATE	DESCRIPTION