
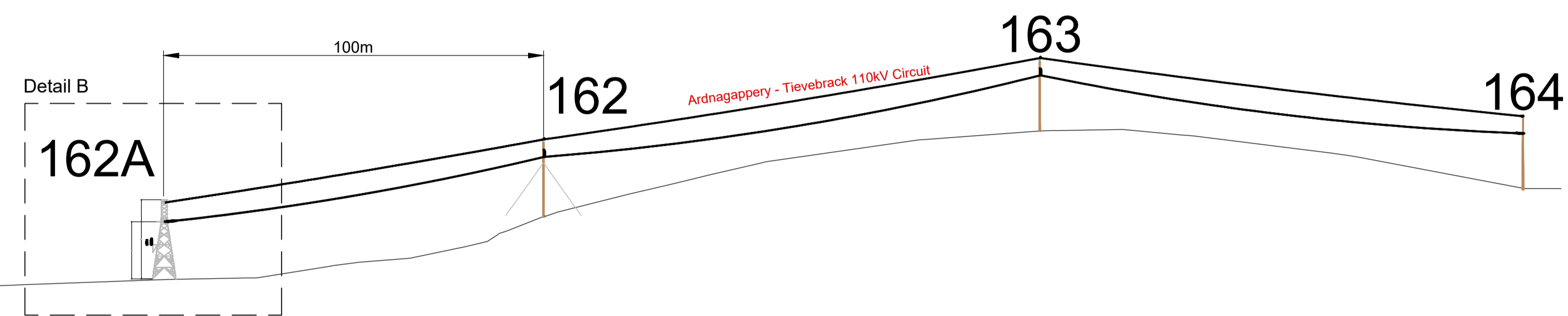


ISO A1 594mm x 841mm



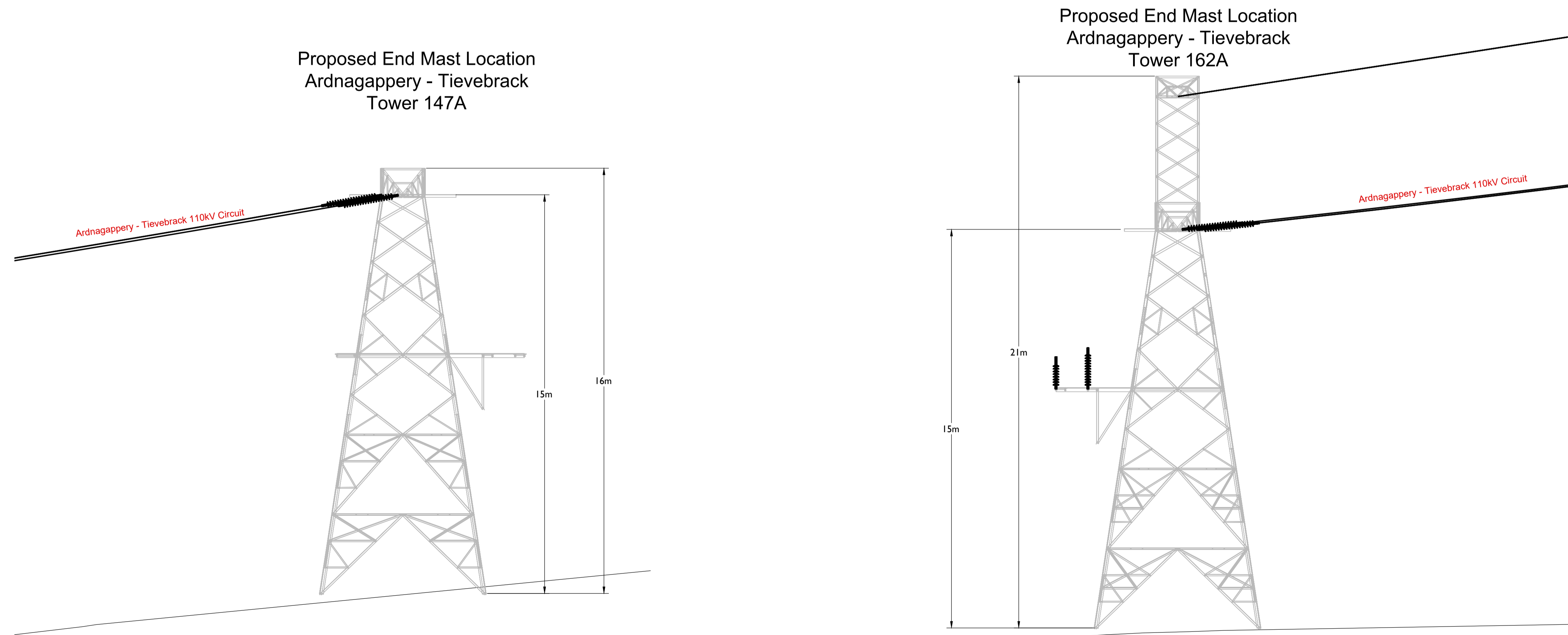
Section Through Proposed End Mast Locations

Scale : 1:1000



Section Through Proposed End Mast Locations

Scale : 1:1000



Detail A
Scale : 1:100

Detail B
Scale : 1:100



Head Office
Beenleigh,
Abbeydonney,
Tralee, Co. Kerry
Ireland
Tel: 00353 66 7135710

Regional Office
Basepoint Business Centre
Stroudley Road, Basingstoke,
Hampshire,
RG24 8UP, UK
Tel: 00 44 1256406664

PROJECT

Clogherchor Wind Farm
110kV Grid Connection

CLIENT



CONSULTANTS



NOTES: -

- This drawing is to be read in conjunction with relevant drawings, specifications and reports
- Dimensions are in metres, unless noted otherwise
- Drawings are not to scale, use figured dimensions only.
- Drawing to be read in conjunction with Construction Methodology.

LEGEND: -

Infrastructure to be retained

ISSUE/REVISION

I/R	DATE	DESCRIPTION
P01	11.01.23	Issued for Information
P00	30.09.22	Issued for Information

PROJECT NUMBER

05-725

SHEET TITLE

Sections View Final Configuration

SHEET NUMBER

05725-DR-108

Project Management Initials: Designer: JC Checked: DB Approved: RG